

REAP | Regional Economic Area Partnership

REAP Executive Committee Meeting Agenda

Join Zoom Meeting

<https://us02web.zoom.us/j/87961157122?pwd=WXdDUGZVTmJxVGZVzN1BRM016dThSdz09>

Meeting ID: 879 6115 7122

Passcode: REAP0302

April 6, 2023 ~ 11:30am

1. **Welcome and Introductions:** Commissioner Pete Meitzner, Chair (11:30)
2. **Approval of Minutes from The Executive Committee Meeting from March 2, 2023:**
Commissioner Pete Meitzner, Chair (11:35)
Recommended Action: Take Appropriate Action
3. **2023 Kansas Legislature Update:** Kimberly and Josh Svaty (11:40)
Kimberly and Josh Svaty will provide a brief update on legislative activities.
Recommended Action: Receive and File
4. **Affordable Connectivity Program:** Jade Piros De Cavalho (12:10)
Jade Piros De Cavalho will inform the REAP members about the affordable connectivity program.
Recommended Action: Take Appropriate Action.
5. **South Central Kansas Labor Market Data:** Keith Lawing (12:30)
A report will be presented to help understand current conditions on jobs and the impact on the regional economy.
Recommended Action: Receive and File.
6. **Community Updates** (12:45)
7. **Adjourn:** (1:00)

NEXT MEETING: Our next meeting will be Thursday, May 4, 2023, at 11:30 a.m.



REAP Executive Committee Meeting Minutes

Wichita Workforce Center

2021 N Amidon Ave #1100

Wichita, KS 67203

March 2, 2023 ~ 11:30 am

1. Welcome and Introductions: Commissioner Pete Meitzner, Chair
2. Approval of Minutes from the Executive Committee Meeting from February 2, 2023 (pp. 2-4): Commissioner Pete Meitzner, Chair

ACTION TAKEN: Council Member Mike Hoheisel (Wichita) motioned to approve February 2, 2023, REAP Executive Committee Meeting Minutes. Mayor Ashley Velazquez (Kechi) seconded. THE MOTION PASSED UNANIMOUSLY.

3. DRAFT Regulation Change to Groundwater Rights and Permits (pp. 5-6): Laura Rainwater
 - Mostly Western Kansas, chasing water
 - 1st Draft
 - Open process wants comments and feedback
 - Need comments back 4/15
 - Don Henry, City has no major issues
 - Conservation is Keu
 - No intended consequences
 - Streamlines and efficient process
 - Tim
 - Currently, you can move up to ½ mile
 - GMDZ has protection in place
 - How do you deal with water quality issues?
 - Mayor Brown
 - New Housing Development, developers needing wells moved, may be difficult in urban areas
 - Submit comments by April 15th
 - CBS news- New York investor buying up water rights
4. HARVEST Hydrogen Hub: KS Geological Survey Partner Dr. Jay, KU, Josh, and Kimberly
 - Establish a national network of hydrogen hubs
 - \$7-8 Billion to create 6-10 hubs

REAP | Regional Economic Area Partnership

- Huge economic impact
 - Hydrogen, agriculture, renewable, vehicles, energy, and transportation
 - Filed until interest in November
 - 79 others submitted interest
 - 33 of those were given the light to proceed in the process
 - Due April 7th
 - \$ 20 million in federal funds for planning, 12-18 months
 - \$1.2 Billion Grant must march with private funds, which will turn into a \$5 Billion investment distributed across the state.
4. 2023 Kansas Legislature Update (pp. 7-12): Kimberly and Josh Svaty
 - Childcare Bill introduced this morning SB282
 - Senate's version of sales tax eliminating local sales tax portion. The government doesn't support anything that impacts local sales tax
 - Star bond replacement fund is part of the house package
 - SB47 Plastic bags new bill could be introduced on the house side
 5. Committee Reports:
 - A. Wichita Airport Advisory Board (pp. 13-17)
 - B. Wichita Transit Advisory Board: No report
 6. Community Updates
 - New East bank development plan would like community feedback, available on the city's website (Mike Hoheisel)
 - March 21st, 7 pm Halstead H.S – GMDZ Annual Meeting
 7. Adjourn

NEXT MEETING: Our next meeting will be Thursday, April 6, 2023, at 11:30 a.m.

REAP | Regional Economic Area Partnership

Attendees:

Name	City	In Person	Zoom
Mayor Tom Brown	McPherson	X	
Council Member Mike Hoheisel	Wichita		X
Toni Porter	Chamber	X	
Mayor Russ Kessler	Haysville		X
Kimberly Svaty			X
Josh Svaty			X
Joe Terick	Black Hills	X	
Kelly McElroy	Newton	X	
Council Member Mike Hoheisel	Wichita	X	
Mayor Ashley Velazquez	Kechi	X	
Don Koci	Burns & McDonnell		X
Jeff Lanterman	DWR		X
Lane Letourneau	DWR		X
Tim Boese	GMD2	X	
Kristi Northcutt	Lindsborg		X
Mayor Bryan Chapman	City of Sedgwick	X	
Chip Westfall	Harvey County		X
Kevin Cocchetella	Transferred Capital		X
Don Schroeder	Harvey County		X
Ken Kopp	KDA		X
Don Henry	Wichita		X
Laura Rainwater	REAP	X	
Kennisha Rolfe	REAP/WA	X	
Scott Macey	Wichita		X
David Dillner	El Dorado		X
Sarah Hoefgen	Butler Co EDC		X
Mayor Ronnie Price	Andover	X	
Nick Engel	Derby		X
Homer Henry	Andover	X	
Will Black	Haysville		X



For Immediate Release:

March 15, 2023

Contact:

Cassie Nichols

cassie.nichols@ks.gov

Governor Kelly Launches Statewide Initiative to Increase Adoption of Affordable Connectivity Program

TOPEKA – Governor Laura Kelly today announced a statewide initiative to increase awareness of the Affordable Connectivity Program (ACP), a program that helps lower-income families pay for high-speed internet. The ACP is a \$14.2 billion federal broadband benefit that provides eligible households a monthly discount of up to \$30 per month (up to \$75 per month for households on qualifying Tribal lands) and a one-time \$100 discount toward a laptop, desktop computer, or tablet.

There are 438,634 Kansas households eligible for the ACP, yet only 93,244 (21%) of those eligible have enrolled.

“Access to high-speed internet in today's economy isn't a luxury – it's a necessity,” **Governor Laura Kelly said.** “The Affordable Connectivity Program makes it easier for families in both rural and urban areas to access essential digital tools – something that's essential as Kansas continues to work toward being a top 10 state for broadband access by 2030. More Kansans need to know about it.”

“The Kelly Administration is firmly committed not only to ensuring broadband connectivity is made available to all Kansans,” **Lieutenant Governor and Secretary of Commerce David Toland said,** “but that it is affordable as well. ACP helps reduce that barrier for individuals who need the help.”

In partnership with EducationSuperHighway, a national non-profit with a mission to close the broadband affordability gap, the governor's initiative will build a broad coalition of local stakeholders, service providers, non-profit organizations, and higher learning institutions to overcome the barriers that prevent households in under-resourced communities from enrolling.

“It will require all of these partners working together to bridge the digital divide that exists in Kansas,” **Director of Broadband Development Jade Piros de Carvalho said.** “The ACP is another important step at increasing broadband access across the state and will result in more connected Kansans.”

ACP-eligible households include families with incomes at or below 200% of the federal poverty level and those who qualify for Lifeline, SNAP, Free and Reduced-Price School Lunch, WIC, and other government-funded programs.

Combined with commitments by Internet Service Providers to deliver high-speed internet plans for no more than \$30 per month, eligible households can receive high-speed internet at no cost by pairing their ACP benefit with one of these “free with ACP” broadband plans.

“Kansas is leading the way in closing the digital divide by ensuring eligible households know about the Affordable Connectivity Program, can easily enroll, and then sign up for high-speed internet service,” **EducationSuperHighway CEO Evan Marwell said.** “We applaud Governor Kelly’s bold leadership in removing the barriers that keep millions unconnected.”

EducationSuperHighway will support statewide awareness by training community leaders and partner organizations and providing outreach materials to help households enroll. The non-profit recently launched getacp.org/kansas to simplify the ACP enrollment process by helping eligible households determine the easiest way to qualify and learn more about “free with ACP” broadband plans available at their address.



REAP Region

Workforce Alliance of South Central Kansas



Contents

Report Parameters	1
Economy Overview	2
Unemployment by Demographics	4
Historic & Projected Trends	8
Population Characteristics	12
Inbound and Outbound Migration	14
Industry Characteristics	16
Business Characteristics	20
Workforce Characteristics	22
Educational Pipeline	27
In-Demand Skills	28
Appendix A (Geographies)	29

Report Parameters

11 Counties

20015	Butler County, KS	20095	Kingman County, KS
20017	Chase County, KS	20113	McPherson County, KS
20035	Cowley County, KS	20115	Marion County, KS
20077	Harper County, KS	20155	Reno County, KS
20079	Harvey County, KS	<i>See Appendix A for all 11 Counties</i>	

Class of Worker

QCEW Employees, Non-QCEW Employees, and Self-Employed

The information in this report pertains to the chosen geographical areas.

Economy Overview

806,450

Population (2022)

Population **grew by 14,353** over the last 5 years and is projected to **grow by 20,853** over the next 5 years.

402,820

Total Regional Employment

Jobs **grew by 602** over the last 5 years and are projected to **grow by 12,115** over the next 5 years.

\$61.2K

Avg. Earnings Per Job (2022)

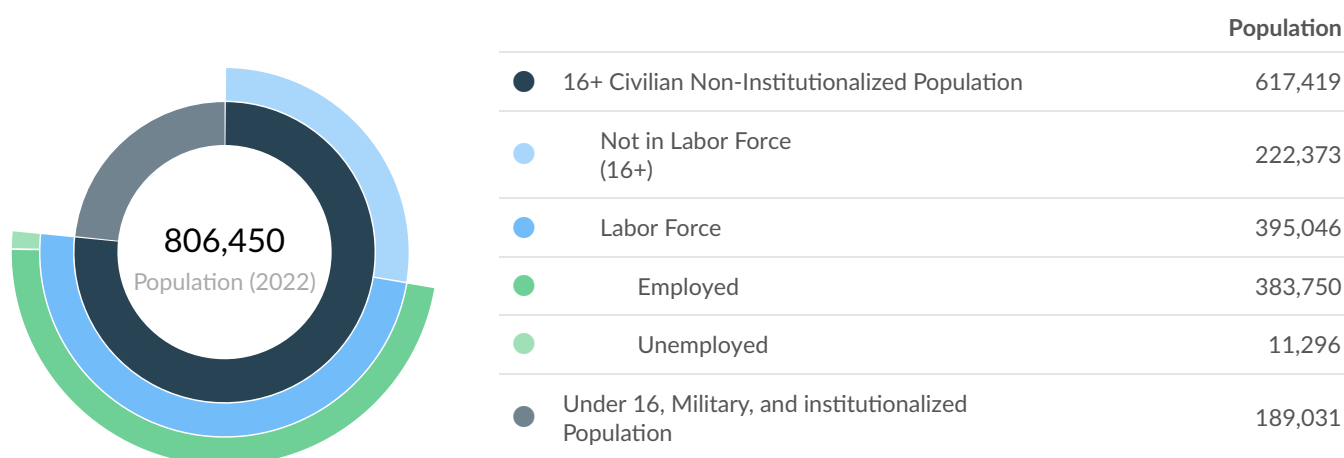
Regional average earnings per job are **\$18.6K below** the national average earnings of \$79.8K per job.

Takeaways

- As of 2022 the region's population **increased by 1.8%** since 2017, growing by 14,353. Population is expected to **increase by 2.6%** between 2022 and 2027, adding 20,853.
- From 2017 to 2022, jobs **increased by 0.1%** in REAP Region from 402,218 to **402,820**. This change **fell short of the national growth rate of 2.4% by 2.3%**. As the number of jobs increased, the **labor force participation rate increased from 63.7% to 64.0% between 2017 and 2022**.
- Concerning educational attainment, **19.3% of the selected regions' residents possess a Bachelor's Degree** (1.5% below the national average), and **9.4% hold an Associate's Degree** (0.6% above the national average).
- The top three industries in 2022 are Education and Hospitals (Local Government), Restaurants and Other Eating Places, and Aerospace Product and Parts Manufacturing.

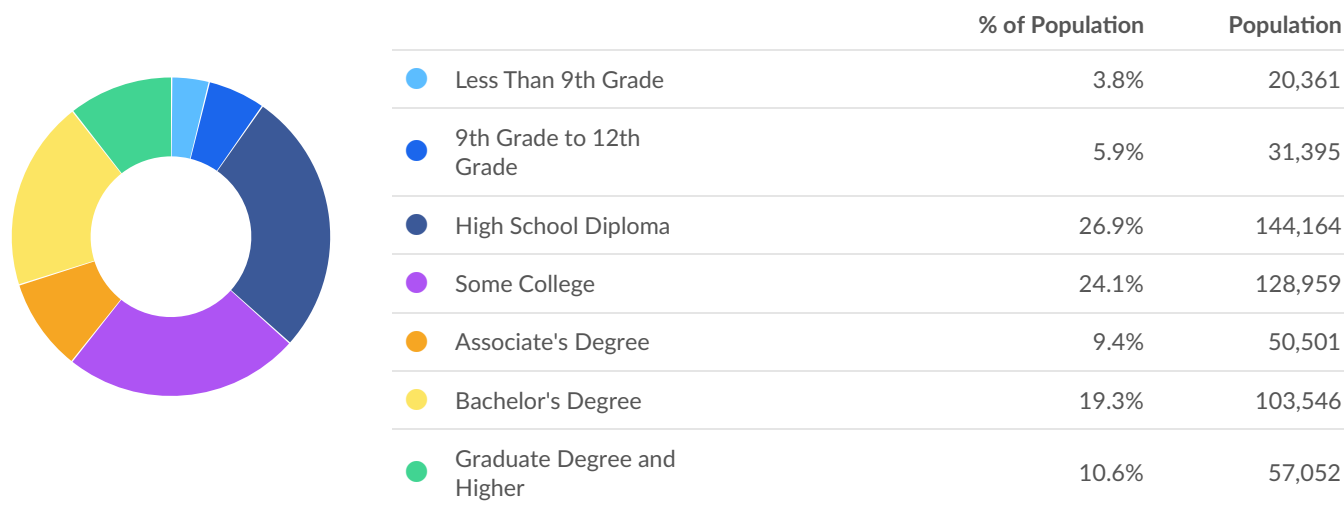
	Population (2022)	Labor Force (Dec 2022)	Jobs (2022)	Cost of Living	GRP	Imports	Exports
Region	806,450	395,046	402,820	95.7	\$52.32B	\$50.98B	\$60.03B
REAP Region	806,450	395,046	402,820	95.7	\$52.32B	\$50.98B	\$60.03B
Wichita, KS	652,423	317,375	332,468	94.3	\$42.96B	\$40.10B	\$46.89B

Dec 2022 Labor Force Breakdown



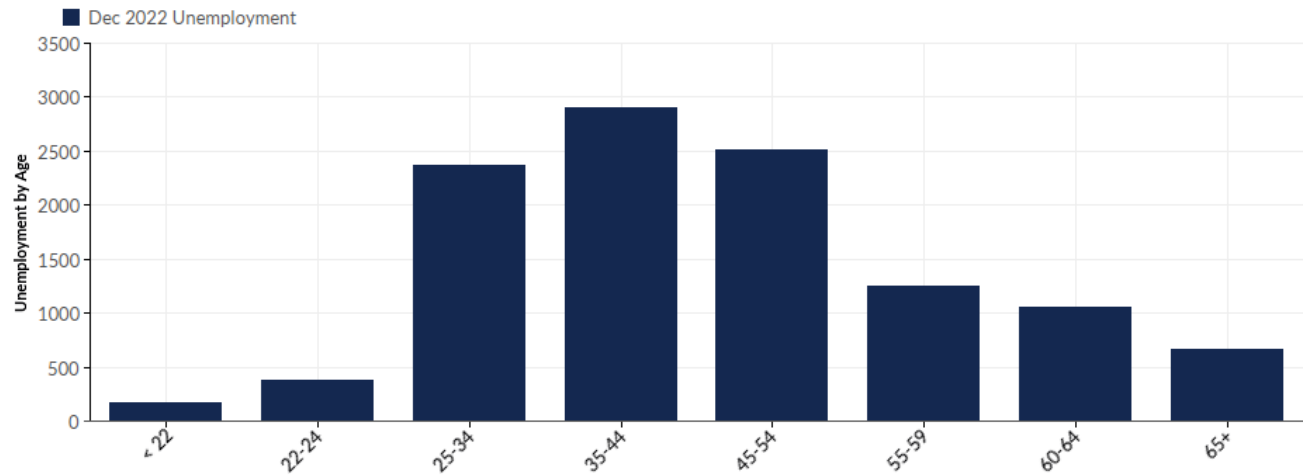
Educational Attainment

Concerning educational attainment, **19.3% of the selected regions' residents possess a Bachelor's Degree** (1.5% below the national average), and **9.4% hold an Associate's Degree** (0.6% above the national average).



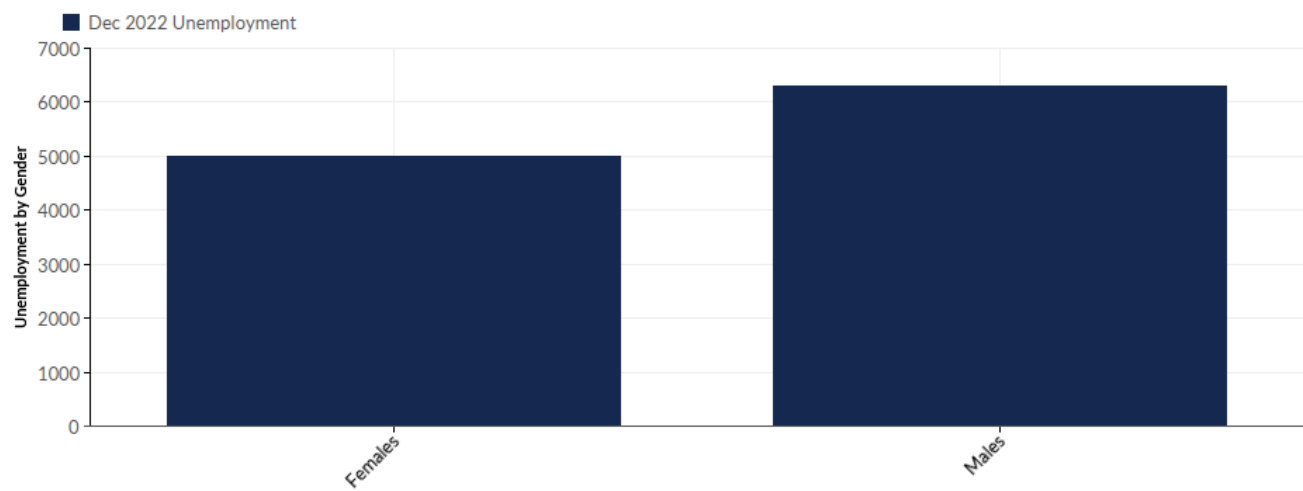
Unemployment by Demographics

Unemployment by Age



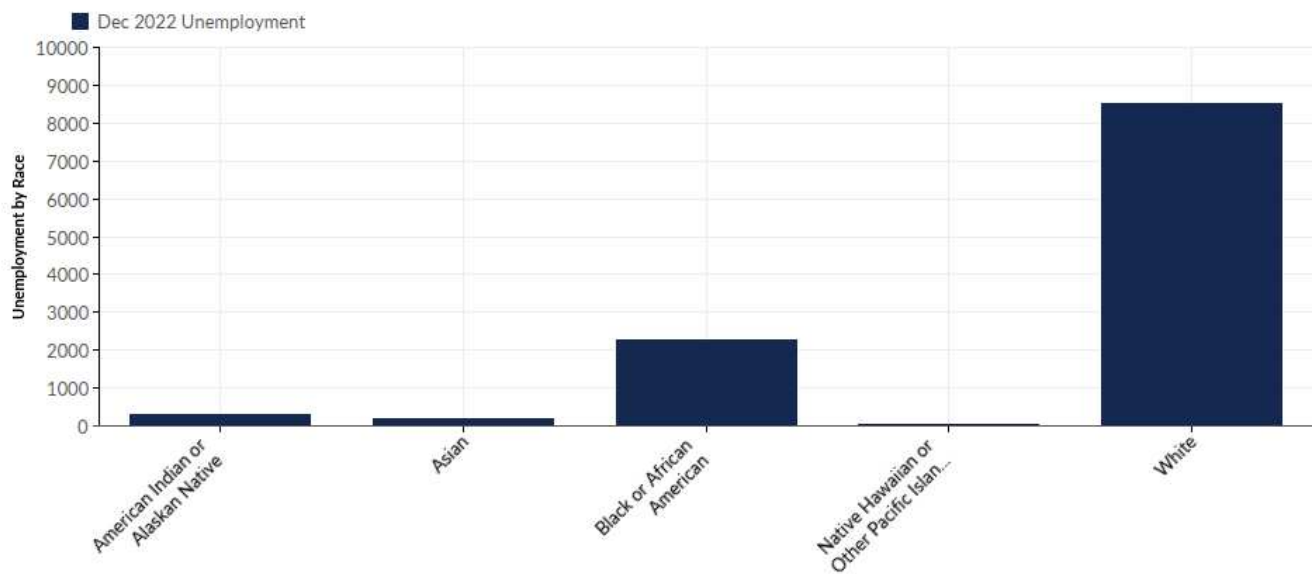
Age	Unemployment (Dec 2022)	% of Unemployed
< 22	168	1.49%
22-24	380	3.36%
25-34	2,371	20.99%
35-44	2,901	25.68%
45-54	2,514	22.26%
55-59	1,249	11.06%
60-64	1,054	9.33%
65+	658	5.83%
Total	11,296	100.00%

Unemployment by Gender



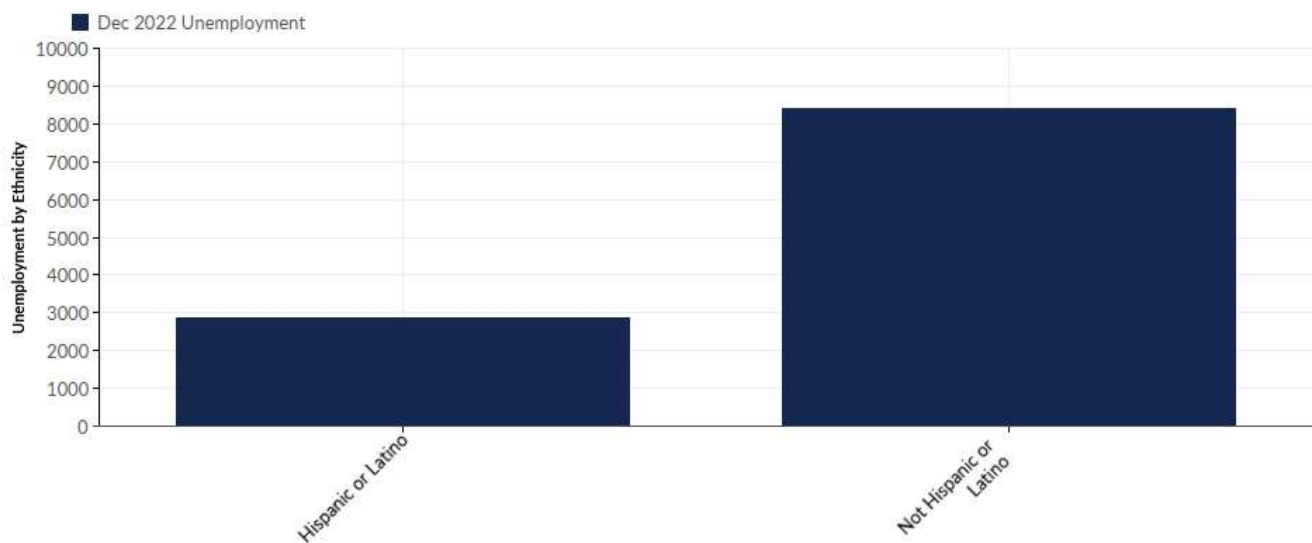
Gender	Unemployment (Dec 2022)	% of Unemployed
Females	4,998	44.25%
Males	6,298	55.75%
Total	11,296	100.00%

Unemployment by Race



Race	Unemployment (Dec 2022)	% of Unemployed
American Indian or Alaskan Native	294	2.60%
Asian	182	1.61%
Black or African American	2,267	20.07%
Native Hawaiian or Other Pacific Islander	50	0.44%
White	8,503	75.27%
Total	11,296	100.00%

Unemployment by Ethnicity

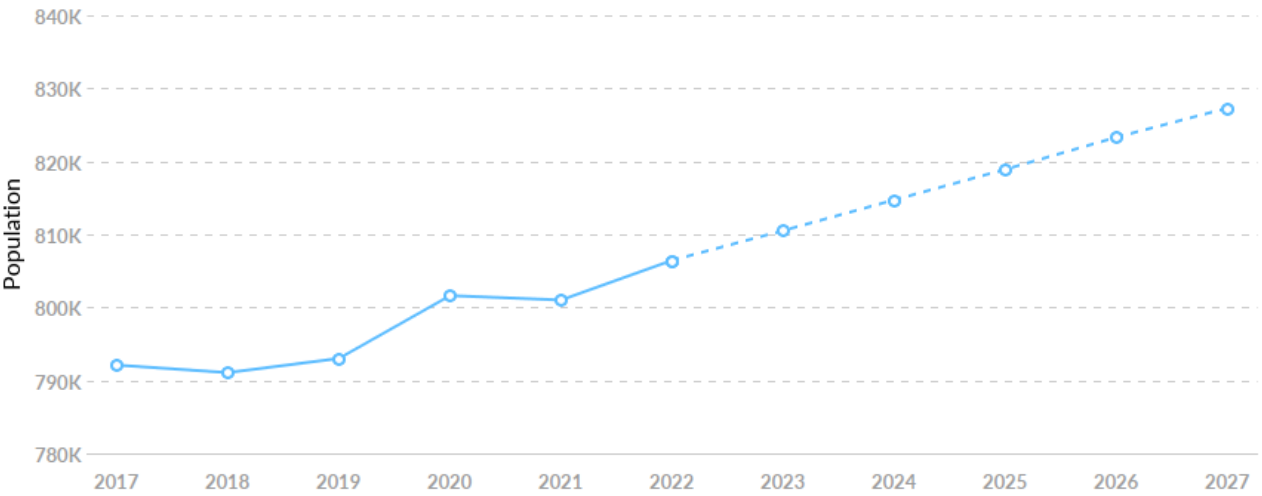


Ethnicity	Unemployment (Dec 2022)	% of Unemployed
Hispanic or Latino	2,879	25.49%
Not Hispanic or Latino	8,417	74.51%
Total	11,296	100.00%

Historic & Projected Trends

Population Trends

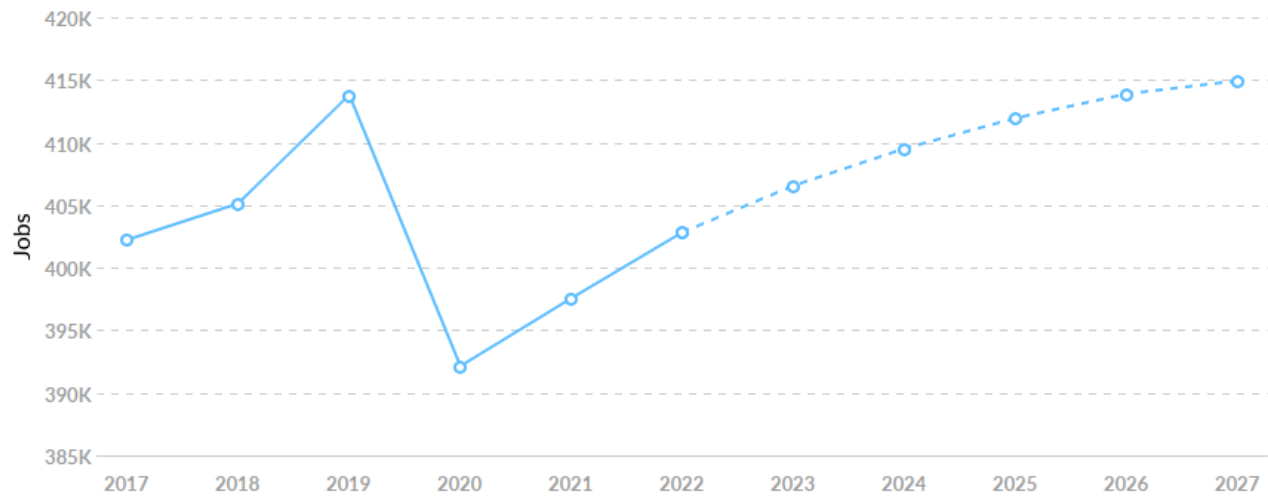
As of 2022 the region's population **increased by 1.8%** since 2017, growing by 14,353. Population is expected to **increase by 2.6%** between 2022 and 2027, adding 20,853.



Timeframe	Population
2017	792,097
2018	791,064
2019	793,008
2020	801,612
2021	801,008
2022	806,450
2023	810,523
2024	814,721
2025	818,906
2026	823,304
2027	827,303

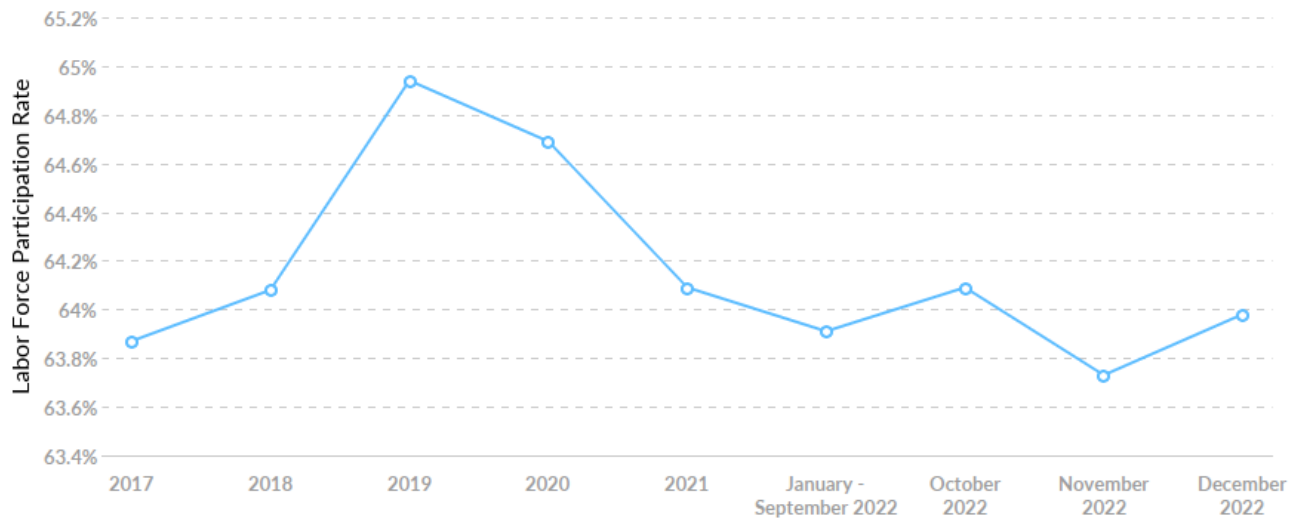
Job Trends

From 2017 to 2022, jobs increased by 0.1% in REAP Region from 402,218 to 402,820. This change fell short of the national growth rate of 2.4% by 2.3%.



Timeframe	Jobs
2017	402,218
2018	405,116
2019	413,781
2020	392,123
2021	397,550
2022	402,820
2023	406,548
2024	409,515
2025	411,946
2026	413,885
2027	414,935

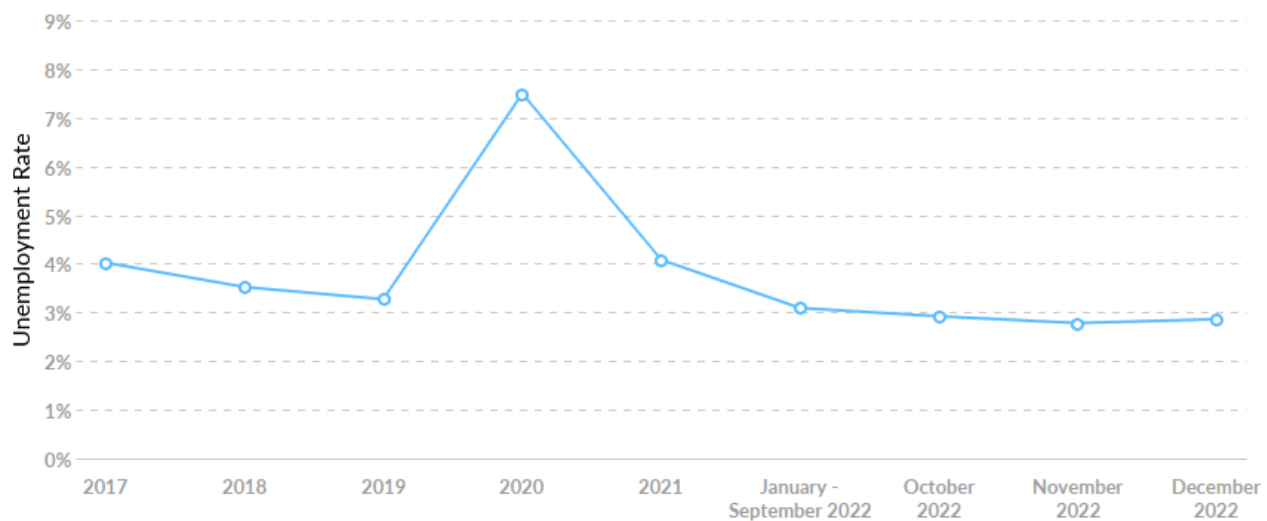
Labor Force Participation Rate Trends



Timeframe	Labor Force Participation Rate
2017	63.87%
2018	64.08%
2019	64.94%
2020	64.69%
2021	64.09%
January - September 2022	63.91%
October 2022	64.09%
November 2022	63.73%
December 2022	63.98%

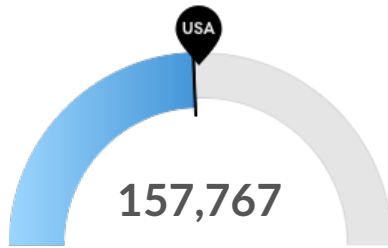
Unemployment Rate Trends

Your areas had a December 2022 unemployment rate of 2.86%, **decreasing from 4.02% 5 years before.**



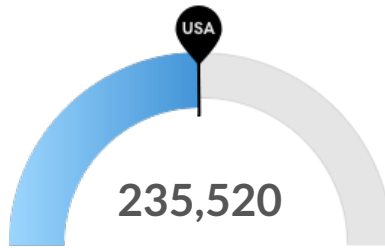
Timeframe	Unemployment Rate
2017	4.02%
2018	3.52%
2019	3.27%
2020	7.49%
2021	4.08%
January - September 2022	3.09%
October 2022	2.92%
November 2022	2.78%
December 2022	2.86%

Population Characteristics



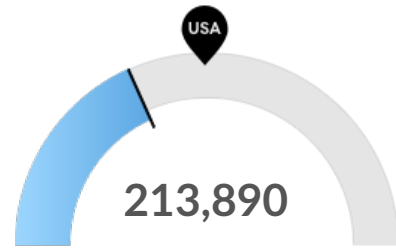
Millennials

Your area has 157,767 millennials (ages 25-39). The national average for an area this size is 163,618.



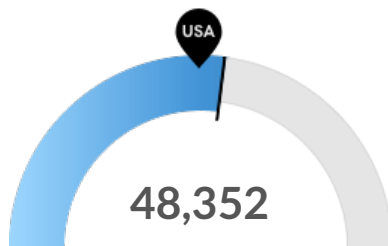
Retiring Soon

Retirement risk is about average in your area. The national average for an area this size is 238,089 people 55 or older, while there are 235,520 here.



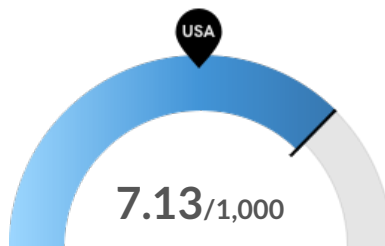
Racial Diversity

Racial diversity is low in your area. The national average for an area this size is 325,961 racially diverse people, while there are 213,890 here.



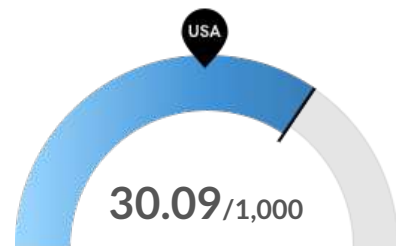
Veterans

Your area has 48,352 veterans. The national average for an area this size is 43,128.



Violent Crime

Your area has 7.13 violent crimes per 1,000 people. The national rate is 3.59 per 1,000 people.

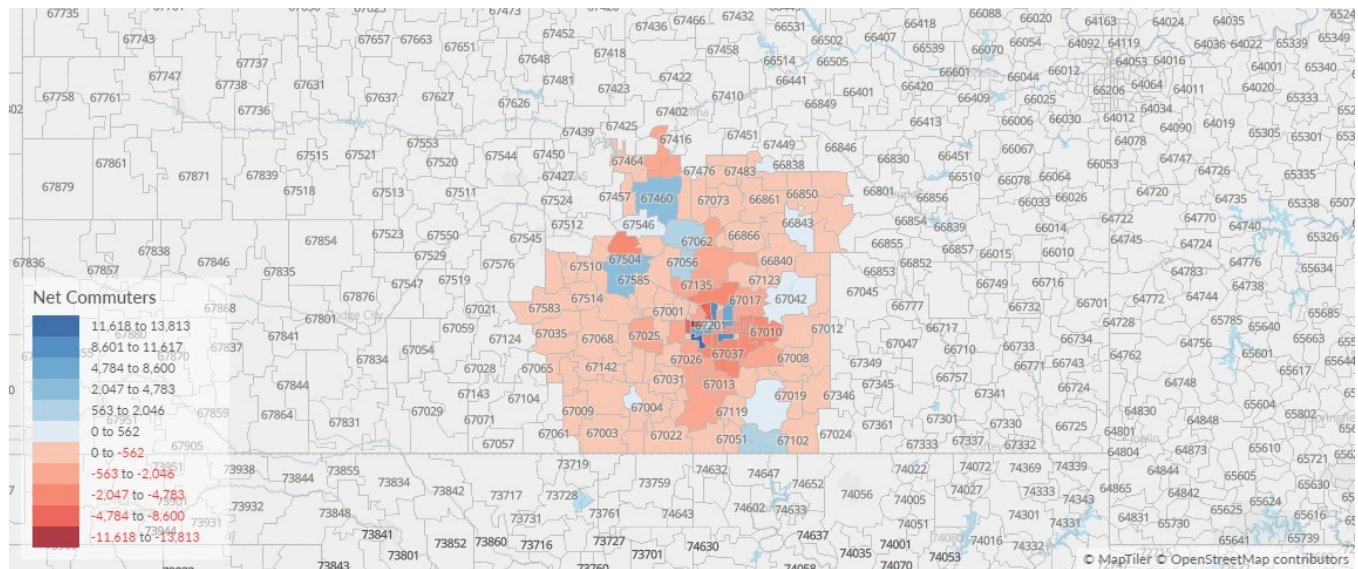


Property Crime

Your area has 30.09 property crimes per 1,000 people. The national rate is 17.8 per 1,000 people.

Place of Work vs Place of Residence

Understanding where talent in the region currently works compared to where talent lives can help you optimize site decisions. For example, the #1 ranked ZIP for employment ranks #23 for resident workers. The top ZIP for resident workers is 67212.



Where Talent Works

ZIP	Name	2022 Employment
67214	Wichita, KS (in Sedgwick County)	18,839
67219	Wichita, KS (in Sedgwick County)	17,841
67206	Wichita, KS (in Sedgwick County)	17,786
67203	Wichita, KS (in Sedgwick County)	16,495
67226	Wichita, KS (in Sedgwick County)	16,315

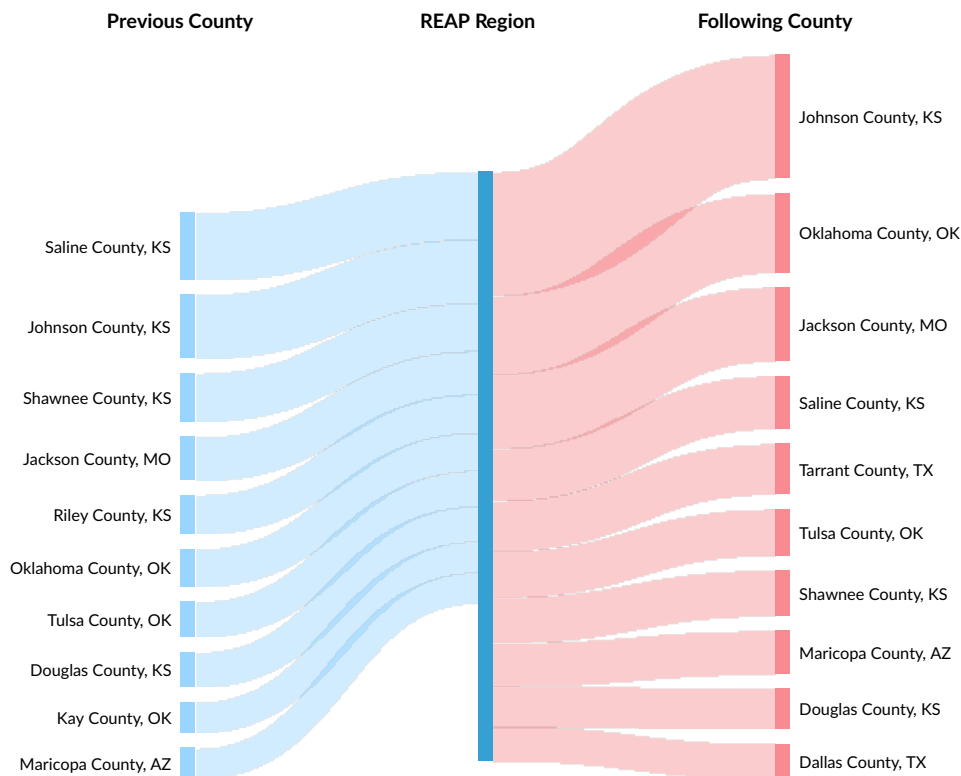
Where Talent Lives

ZIP	Name	2022 Workers
67212	Wichita, KS (in Sedgwick County)	22,519
67203	Wichita, KS (in Sedgwick County)	15,451
67037	Derby, KS (in Sedgwick County)	15,238
67217	Wichita, KS (in Sedgwick County)	14,537
67207	Wichita, KS (in Sedgwick County)	14,000

Inbound and Outbound Migration

The table below analyzes past and current residents of REAP Region. The left column shows residents of other counties migrating to REAP Region. The right column shows residents migrating from REAP Region to other counties.

As of 2020, **430** people have migrated from Saline County, KS to REAP Region. In the same year, **788** people left REAP Region migrating to Johnson County, KS. The total Net Migration for REAP Region in 2020 was **-707**.



Top Previous Counties	Migrations
Saline County, KS	430
Johnson County, KS	405
Shawnee County, KS	309
Jackson County, MO	278
Riley County, KS	248
Oklahoma County, OK	239

Top Previous Counties	Migrations
Tulsa County, OK	227
Douglas County, KS	223
Kay County, OK	197
Maricopa County, AZ	194
Tarrant County, TX	190
Harris County, TX	190
Dallas County, TX	188
Lyon County, KS	182
El Paso County, CO	174
Top Following Counties	Migrations
Johnson County, KS	788
Oklahoma County, OK	504
Jackson County, MO	471
Saline County, KS	335
Tarrant County, TX	322
Tulsa County, OK	294
Shawnee County, KS	291
Maricopa County, AZ	275
Douglas County, KS	255
Dallas County, TX	219
Riley County, KS	212
Kay County, OK	189
Collin County, TX	179
Bexar County, TX	163
Los Angeles County, CA	159

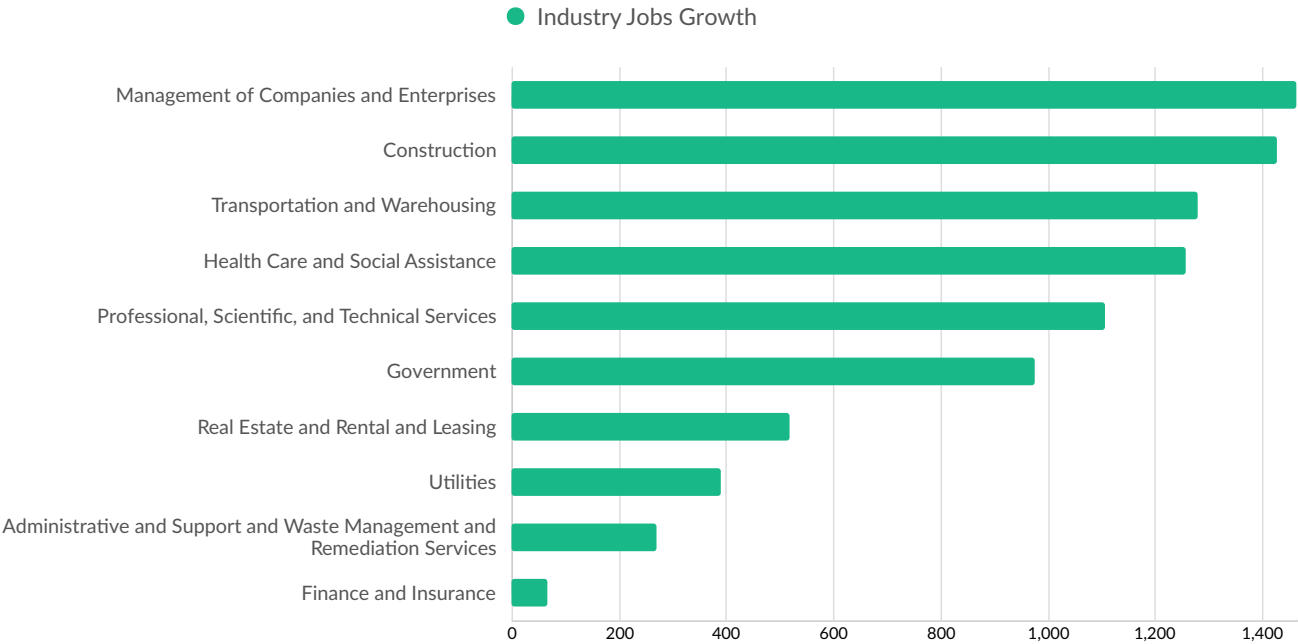
Industry Characteristics

Largest Industries

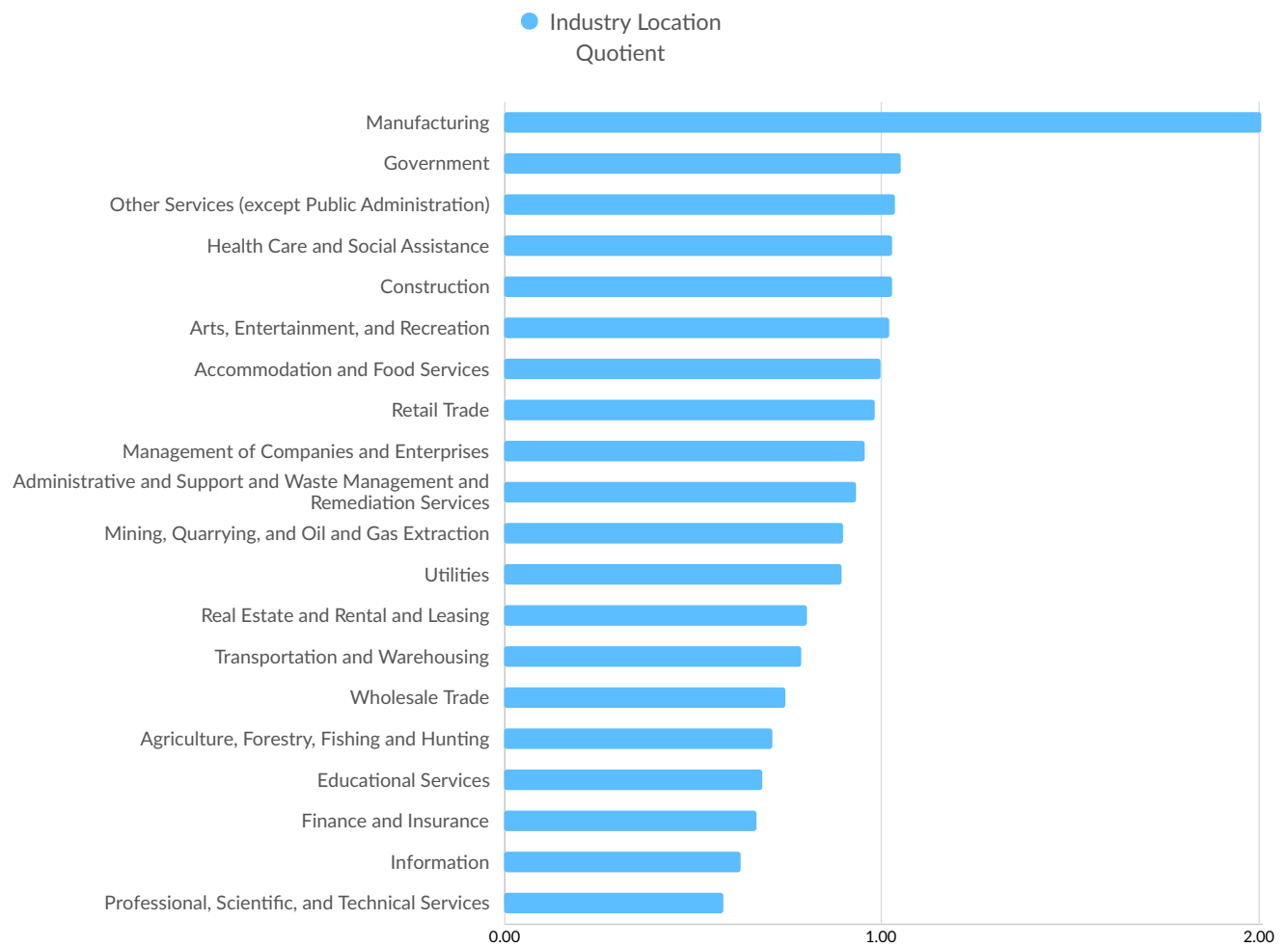
● Industry Jobs

● National Average

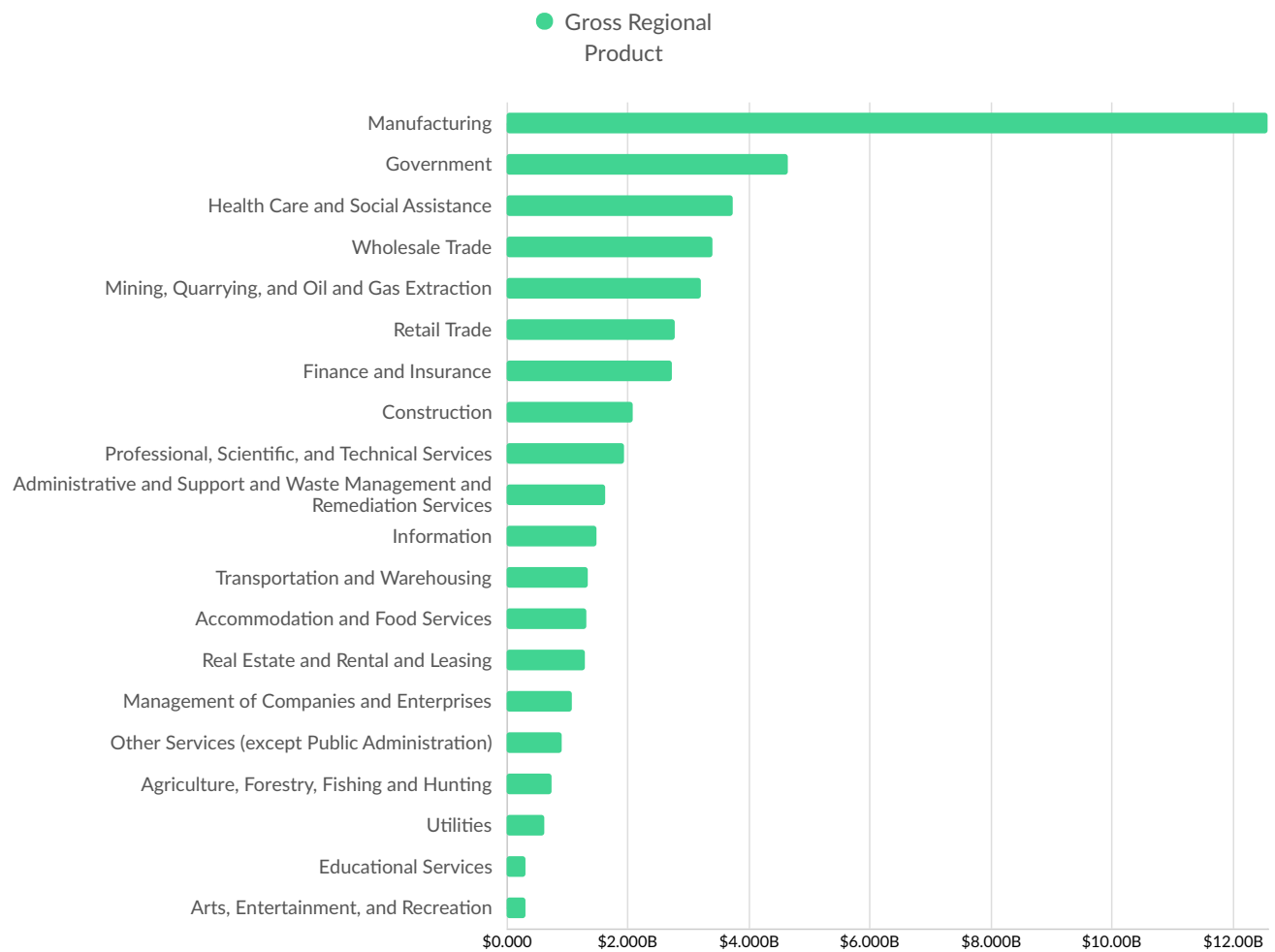
Top Growing Industries



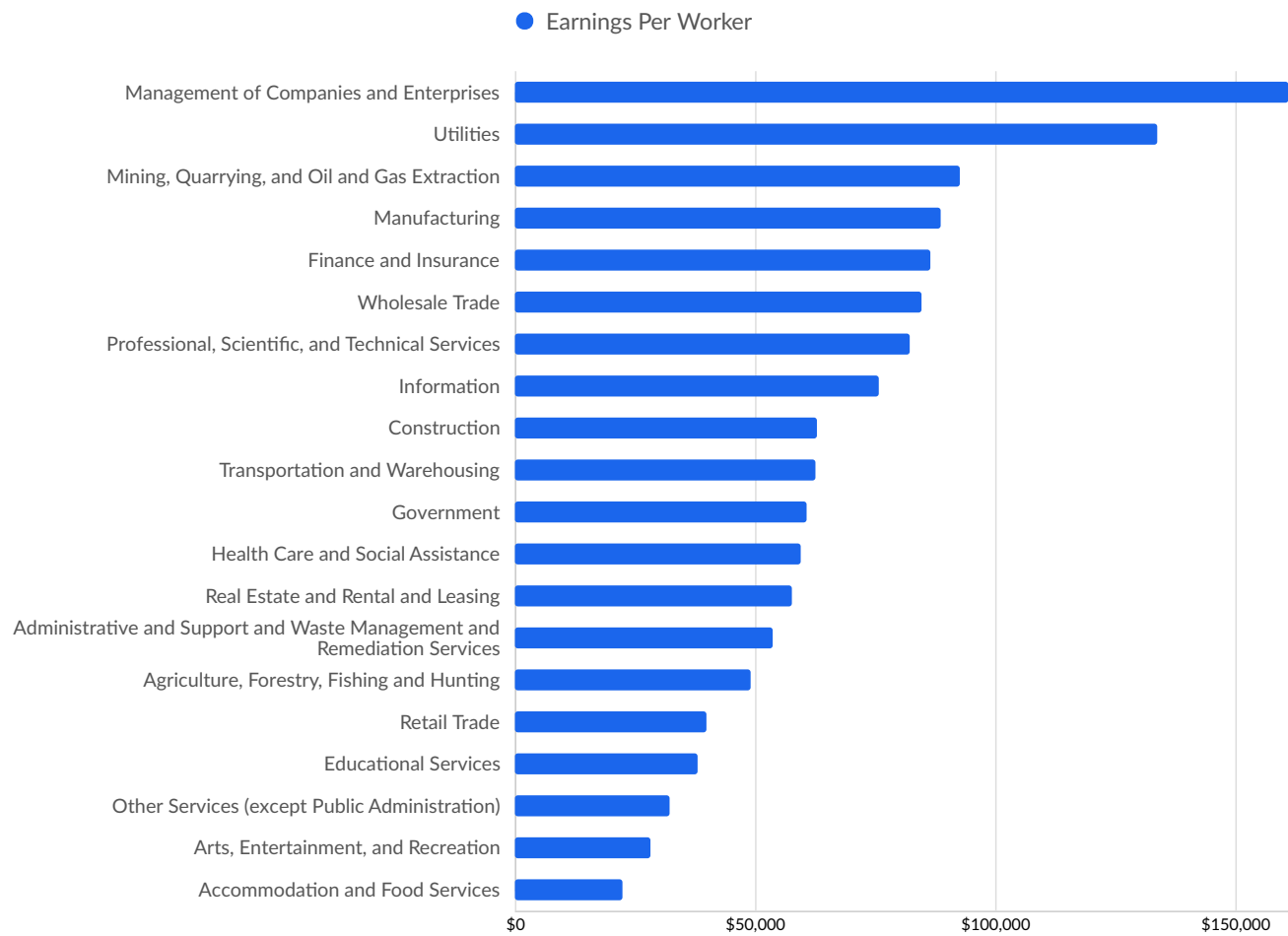
Top Industry Location Quotient



Top Industry GRP



Top Industry Earnings



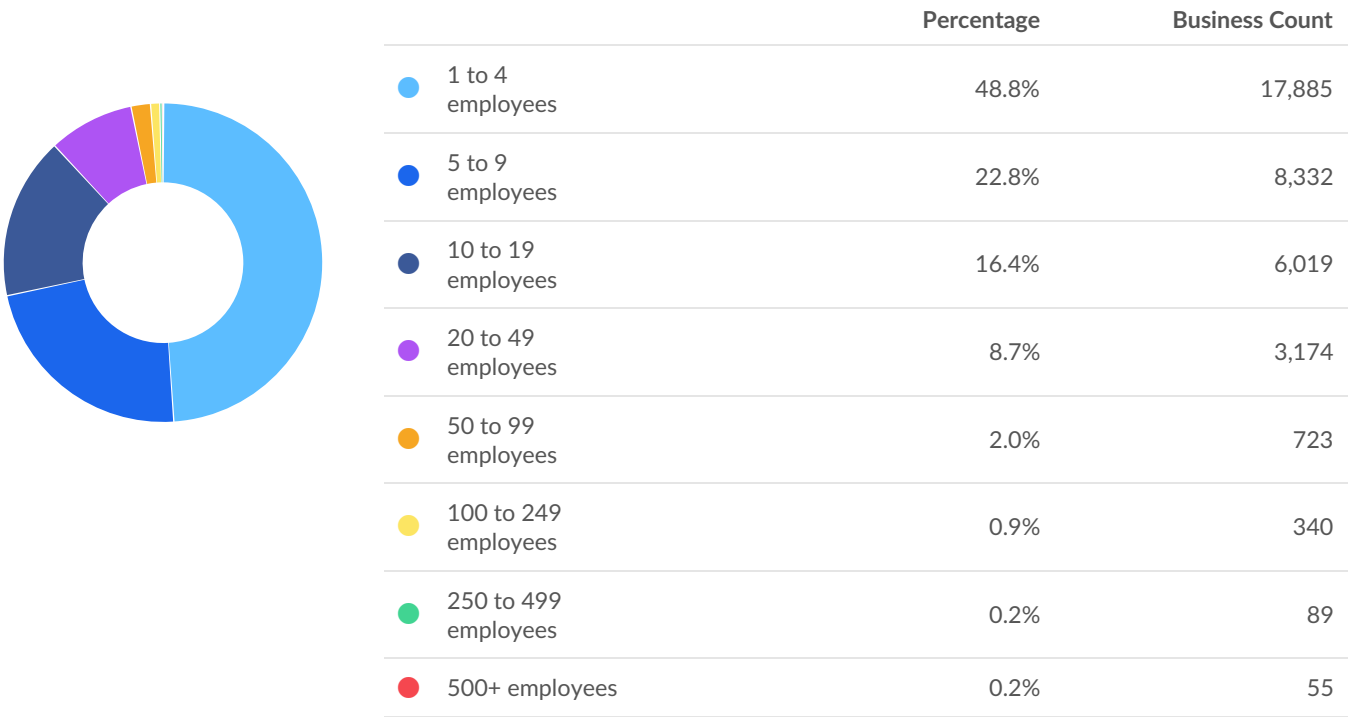
Business Characteristics

132,136 Companies Employ Your Workers

Online profiles for your workers mention 132,136 companies as employers, with the top 10 appearing below. In the last 12 months, 7,557 companies in your area posted job postings, with the top 10 appearing below.

Top Companies	Profiles	Top Companies Posting	Unique Postings
Spirit AeroSystems	6,230 <div></div>	Ascension	3,148 <div></div>
Walmart	4,620 <div></div>	Randstad	1,505 <div></div>
Textron	3,226 <div></div>	Textron	1,411 <div></div>
Wichita State University	3,079 <div></div>	General Dynamics	1,399 <div></div>
McDonald's	2,945 <div></div>	Aerotek	1,364 <div></div>
Via Christi Health	2,549 <div></div>	HCA Healthcare	1,352 <div></div>
Usd259	1,992 <div></div>	Koch Industries	1,260 <div></div>
United States Air Force	1,752 <div></div>	Sedgwick	1,190 <div></div>
Koch Industries	1,737 <div></div>	AKKA Technologies	937 <div></div>
Cessna Aircraft	1,523 <div></div>	Wichita Public School	899 <div></div>

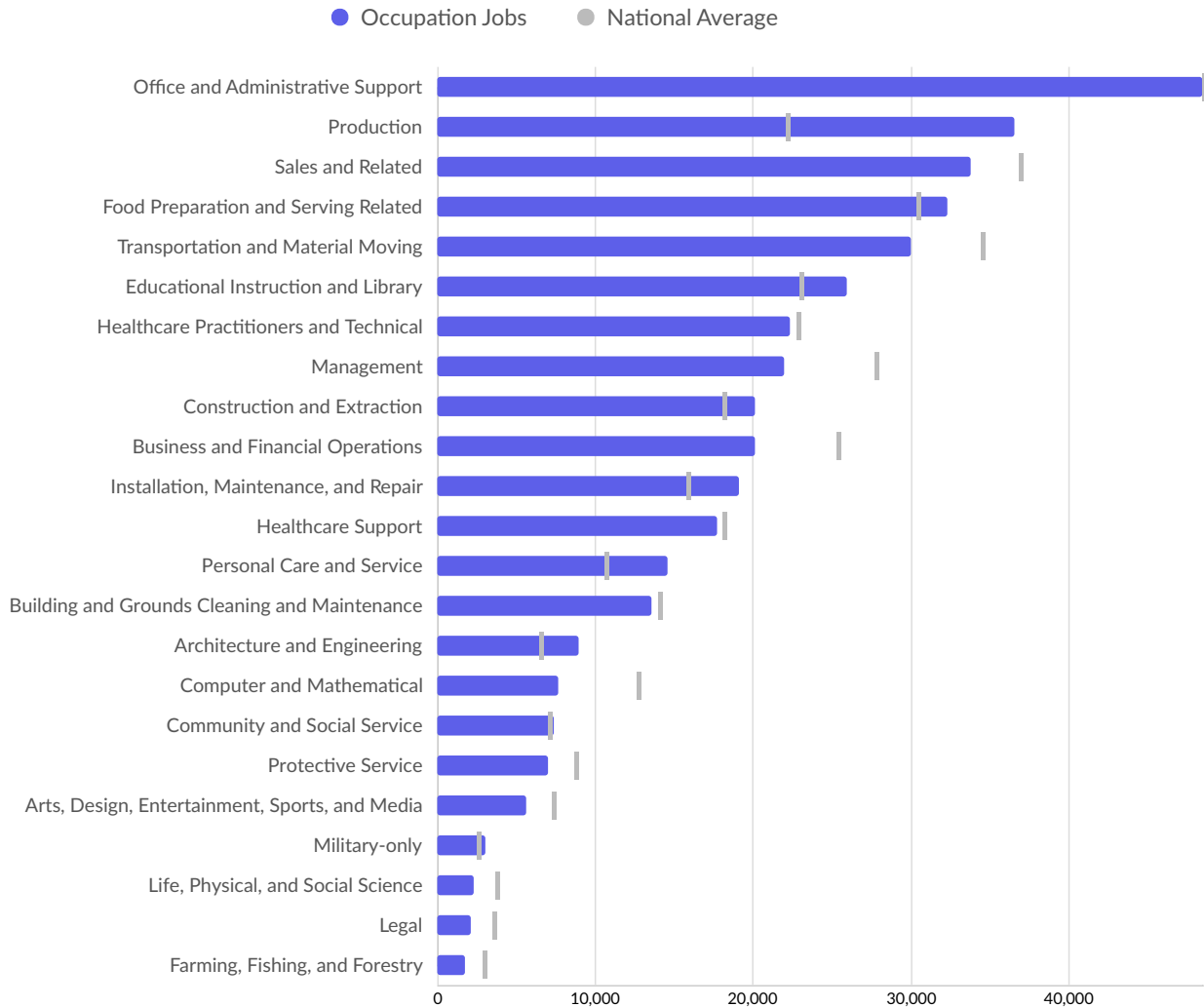
Business Size



**Business Data by DatabaseUSA.com is third-party data provided by Lightcast to its customers as a convenience, and Lightcast does not endorse or warrant its accuracy or consistency with other published Lightcast data. In most cases, the Business Count will not match total companies with profiles on the summary tab.*

Workforce Characteristics

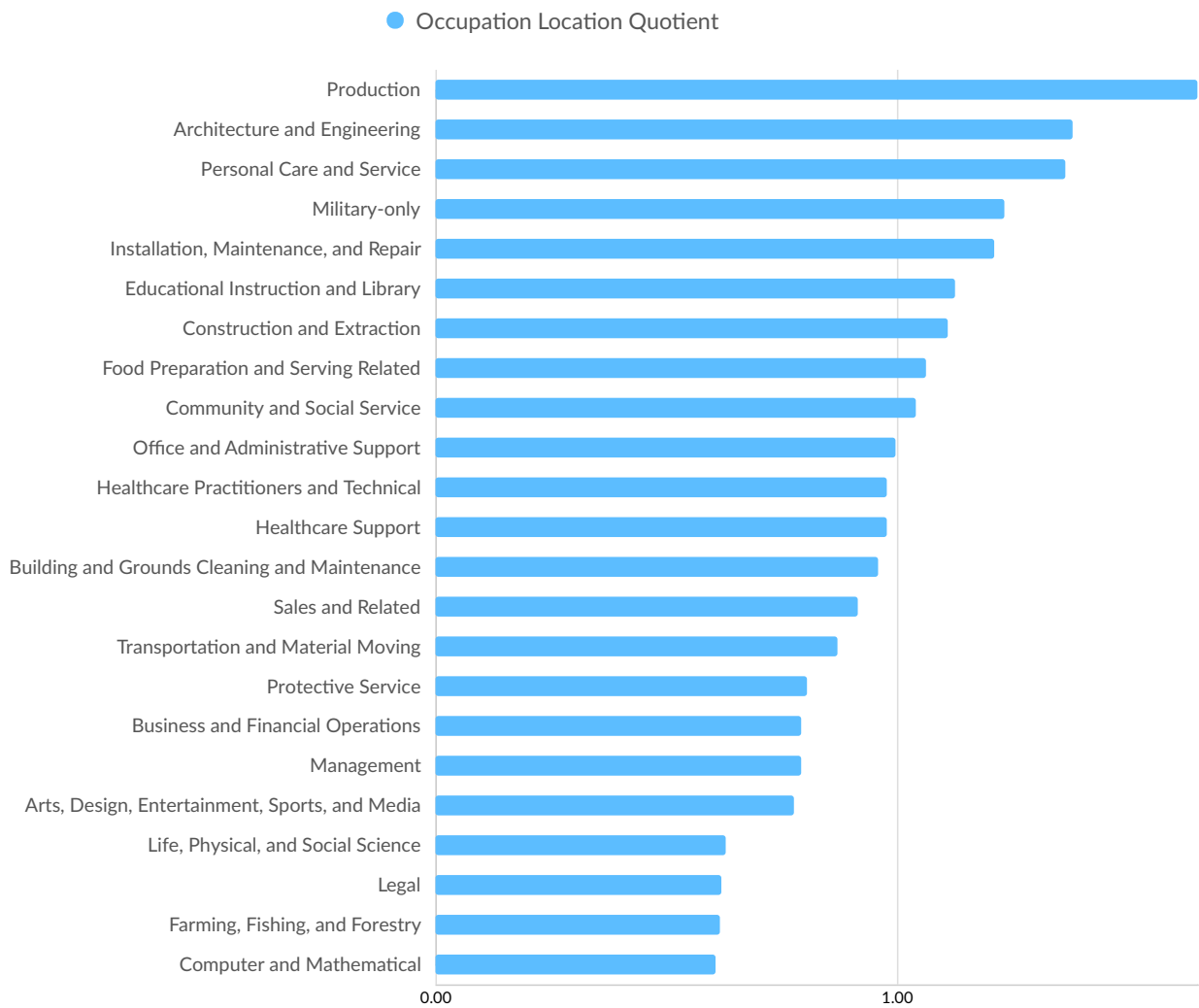
Largest Occupations



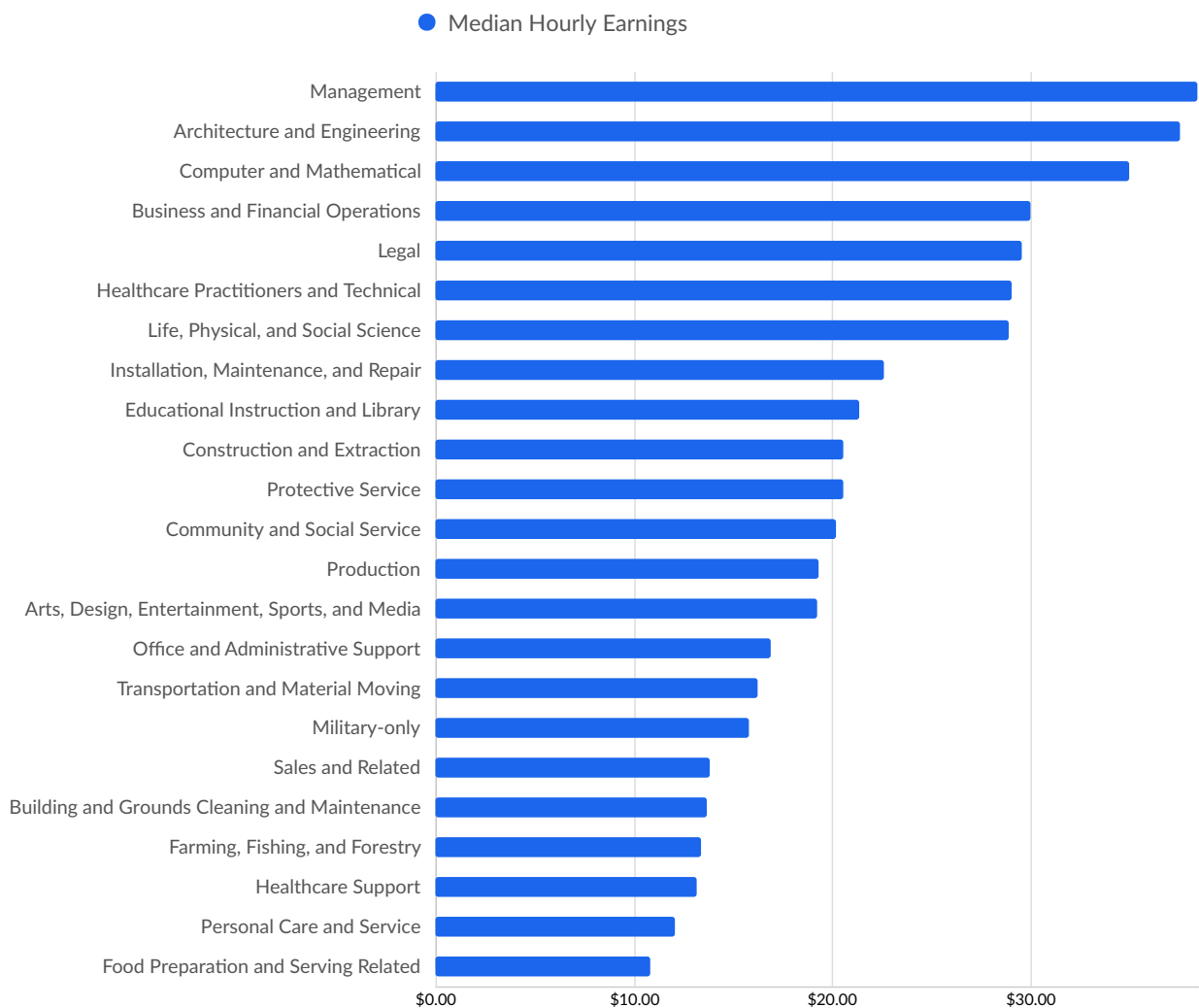
Top Growing Occupations

● Occupation Jobs Growth

Top Occupation Location Quotient



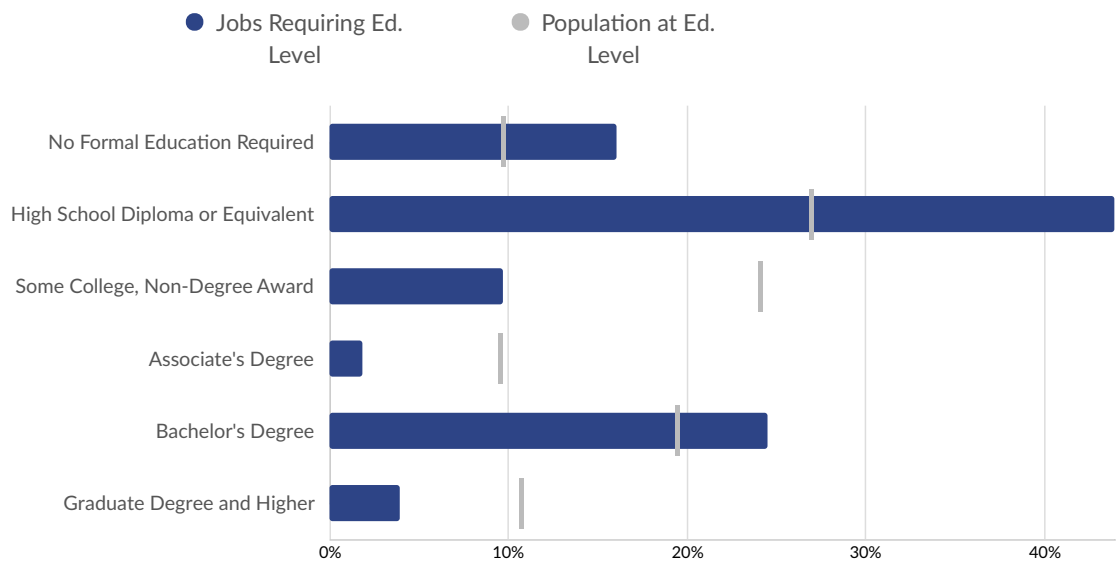
Top Occupation Earnings



Top Posted Occupations

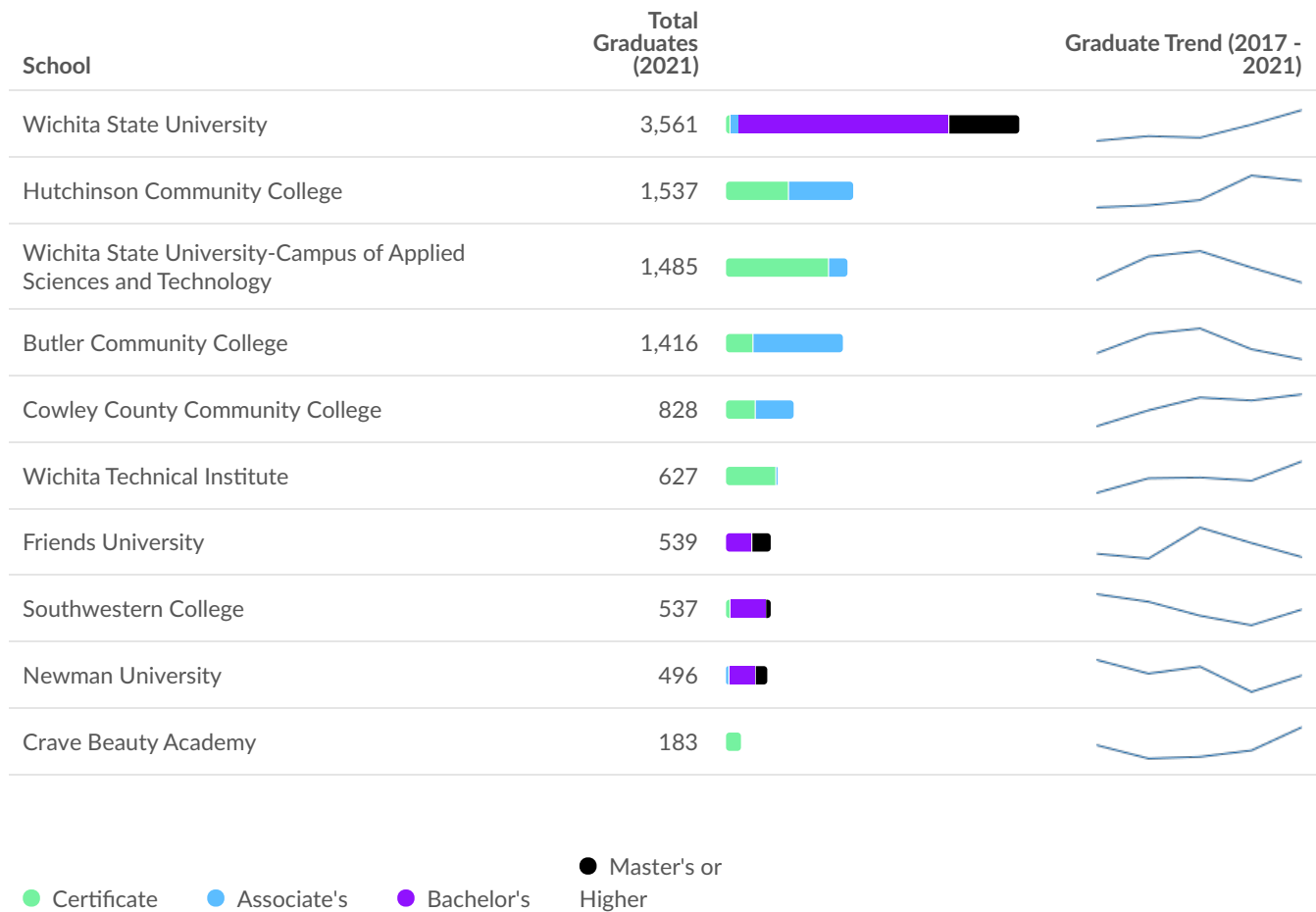


Underemployment

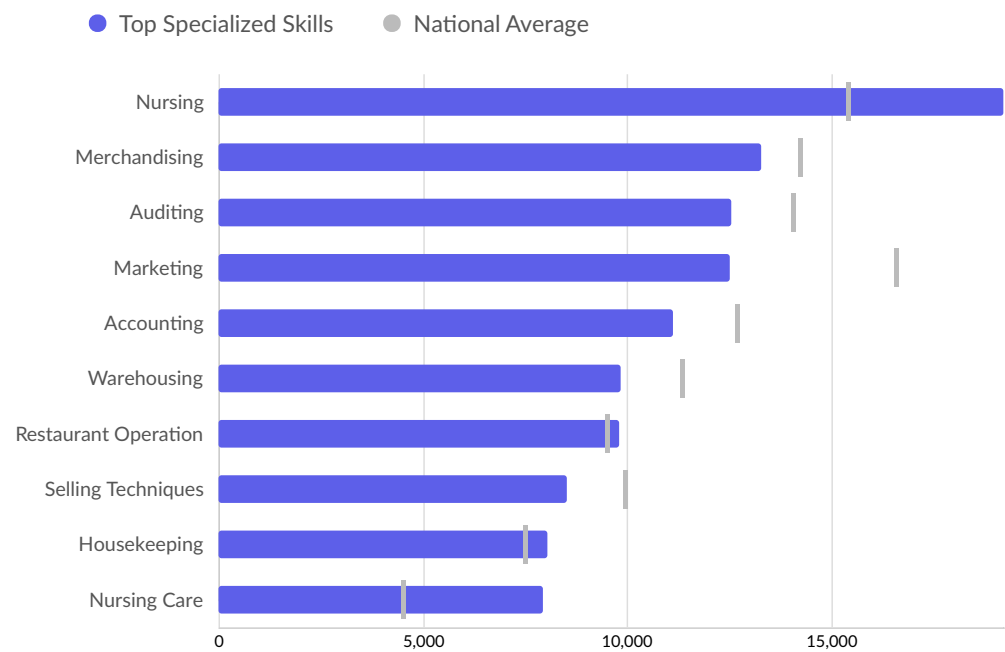


Educational Pipeline

In 2021, there were 12,371 graduates in REAP Region. This pipeline has grown by 9% over the last 5 years. The highest share of these graduates come from "Liberal Arts and Sciences/Liberal Studies" (Associate's), "Nursing Assistant/Aide and Patient Care Assistant/Aide" (Certificate), and "Registered Nursing/Registered Nurse" (Bachelor's).



In-Demand Skills



Appendix A (Geographies)

Code	Description
20015	Butler County, KS
20017	Chase County, KS
20035	Cowley County, KS
20077	Harper County, KS
20079	Harvey County, KS
20095	Kingman County, KS

Code	Description
20113	McPherson County, KS
20115	Marion County, KS
20155	Reno County, KS
20173	Sedgwick County, KS
20191	Sumner County, KS