



Cowley County, KS

Workforce Alliance of South Central Kansas



Contents

Report Parameters	1
Economy Overview	2
Unemployment by Demographics	4
Historic & Projected Trends	8
Population Characteristics	12
Inbound and Outbound Migration	14
Industry Characteristics	16
Business Characteristics	21
Workforce Characteristics	23
Educational Pipeline	29
In-Demand Skills	30

Report Parameters

1 County

20035 Cowley County, KS

Class of Worker

QCEW Employees, Non-QCEW Employees, and Self-Employed

The information in this report pertains to the chosen geographical area.

Economy Overview

34,186

Population (2024)

Population **decreased by 598** over the last 5 years and is projected to **decrease by 487** over the next 5 years.

14,599

Total Regional Employment

Jobs **decreased by 768** over the last 5 years and are projected to **decrease by 274** over the next 5 years.

\$58.3K

Median Household Income (2023)

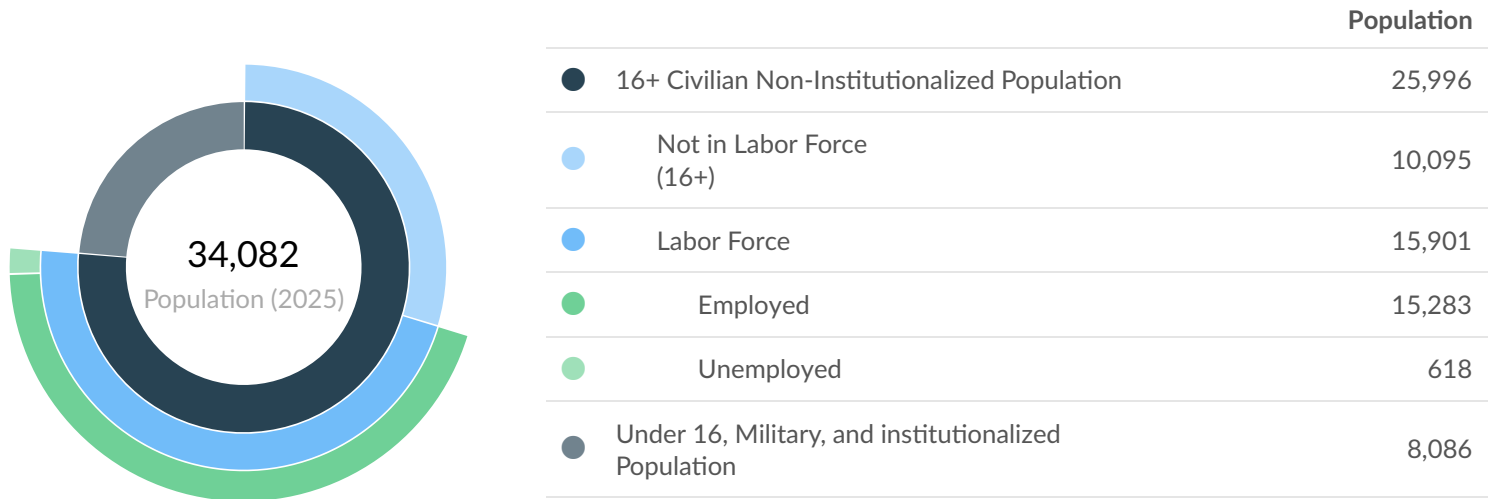
Median household income is **\$20.3K below** the national median household income of \$78.5K.

Takeaways

- As of 2024 the region's population **declined by 1.7%** since 2019, falling by 598. Population is expected to **decrease by 1.4%** between 2024 and 2029, losing 487.
- From 2019 to 2024, jobs **declined by 5.0%** in Cowley County, KS from 15,367 to **14,599**. This change **fell short of the national growth rate of 4.4% by 9.4%**. As the number of jobs declined, the **labor force participation rate decreased from 59.6% to 58.7% between 2019 and 2024**.
- Concerning educational attainment, **16.1% of Cowley County, KS residents possess a Bachelor's Degree** (5.4% below the national average), and **12.7% hold an Associate's Degree** (3.9% above the national average).
- The top three industries in 2024 are Education and Hospitals (Local Government), Animal Slaughtering and Processing, and Restaurants and Other Eating Places.

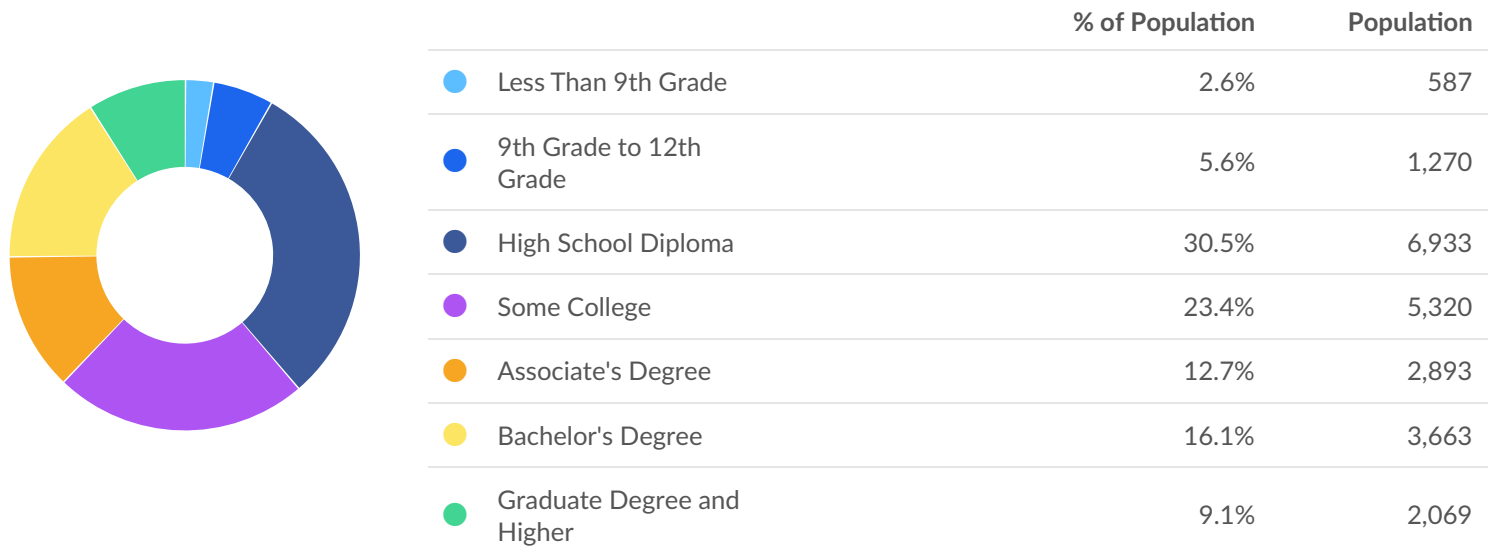
	Population (2025)	Labor Force (Sep 2025)	Jobs (2024)	Cost of Living	GRP	Imports	Exports
Region	34,082	15,901	14,599	92.0	\$1.72B	\$3.00B	\$2.95B
State	2,981,090	1,574,442	1,634,376	98.3	\$234.18B	\$215.35B	\$261.98B

Sep 2025 Labor Force Breakdown



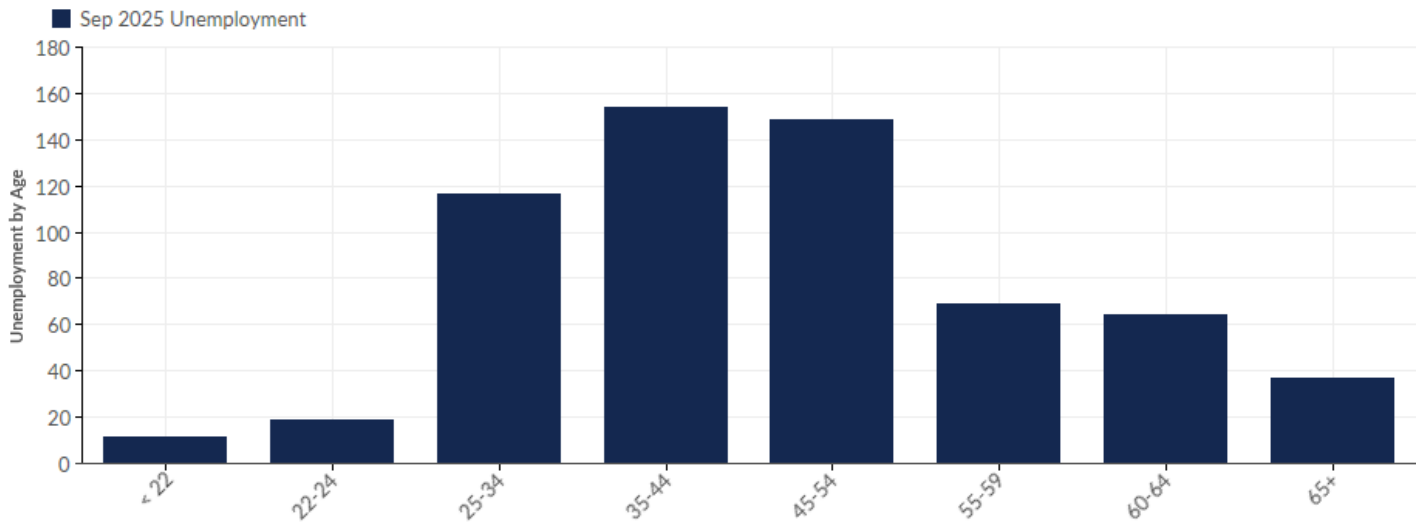
Educational Attainment

Concerning educational attainment, **16.1% of Cowley County, KS residents possess a Bachelor's Degree** (5.4% below the national average), and **12.7% hold an Associate's Degree** (3.9% above the national average).



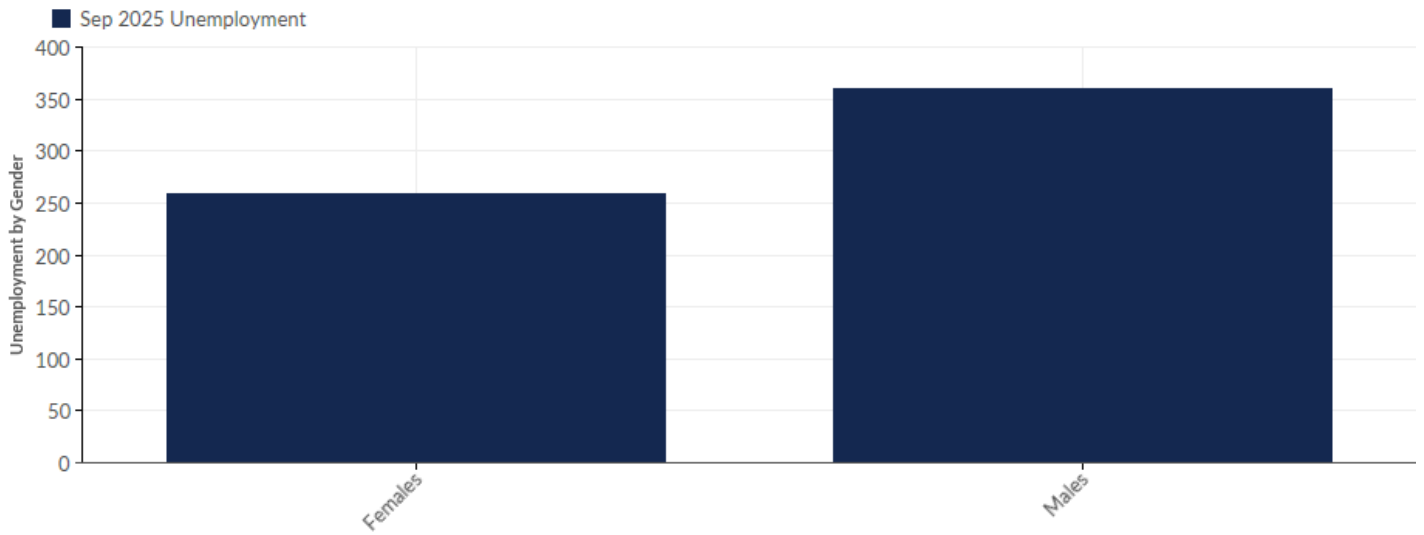
Unemployment by Demographics

Unemployment by Age



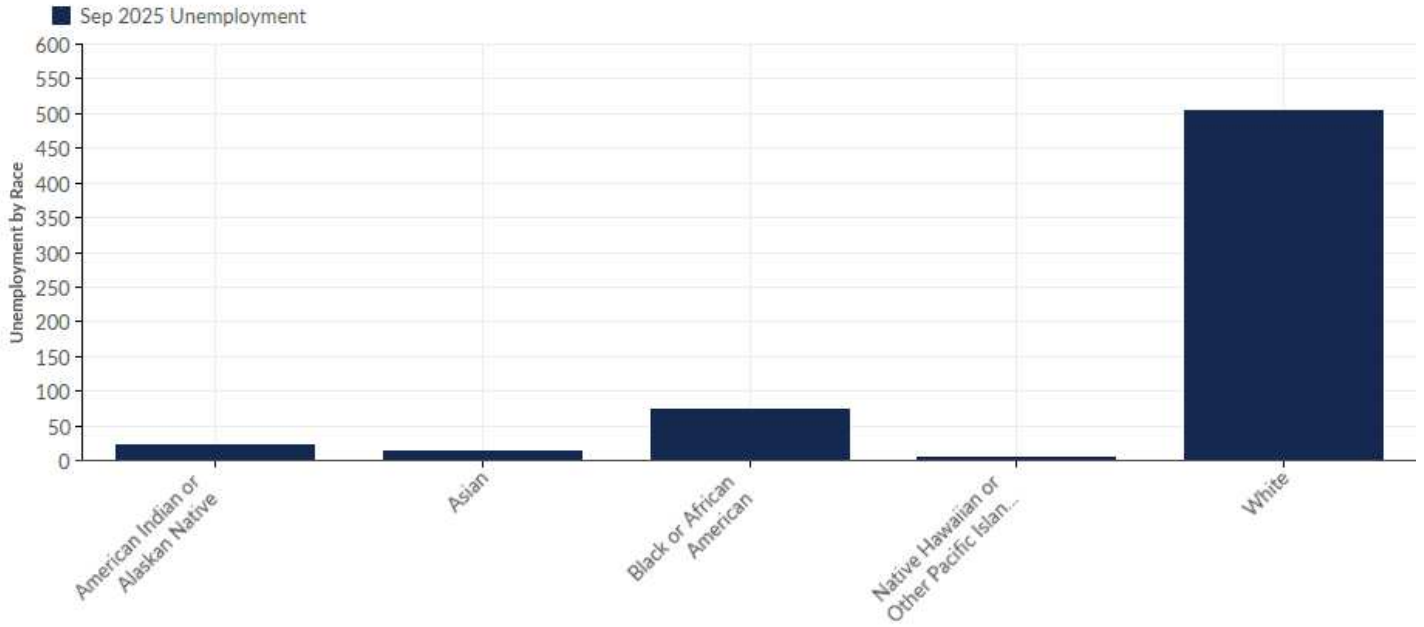
Age	Unemployment (Sep 2025)	% of Unemployed
< 22	11	1.78%
22-24	18	2.91%
25-34	116	18.77%
35-44	154	24.92%
45-54	149	24.11%
55-59	69	11.17%
60-64	64	10.36%
65+	37	5.99%
Total	618	100.00%

Unemployment by Gender



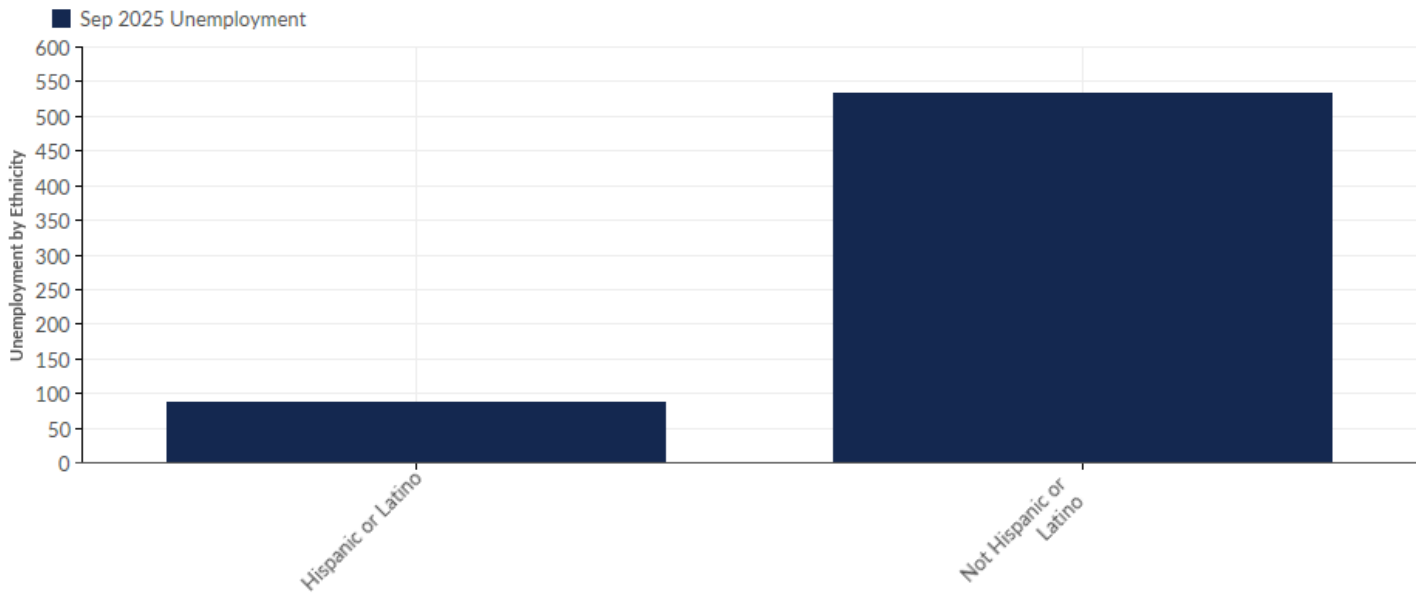
Gender	Unemployment (Sep 2025)	% of Unemployed
Females	258	41.75%
Males	360	58.25%
Total	618	100.00%

Unemployment by Race



Race	Unemployment (Sep 2025)	% of Unemployed
American Indian or Alaskan Native	23	3.72%
Asian	13	2.10%
Black or African American	74	11.97%
Native Hawaiian or Other Pacific Islander	3	0.49%
White	505	81.72%
Total	618	100.00%

Unemployment by Ethnicity

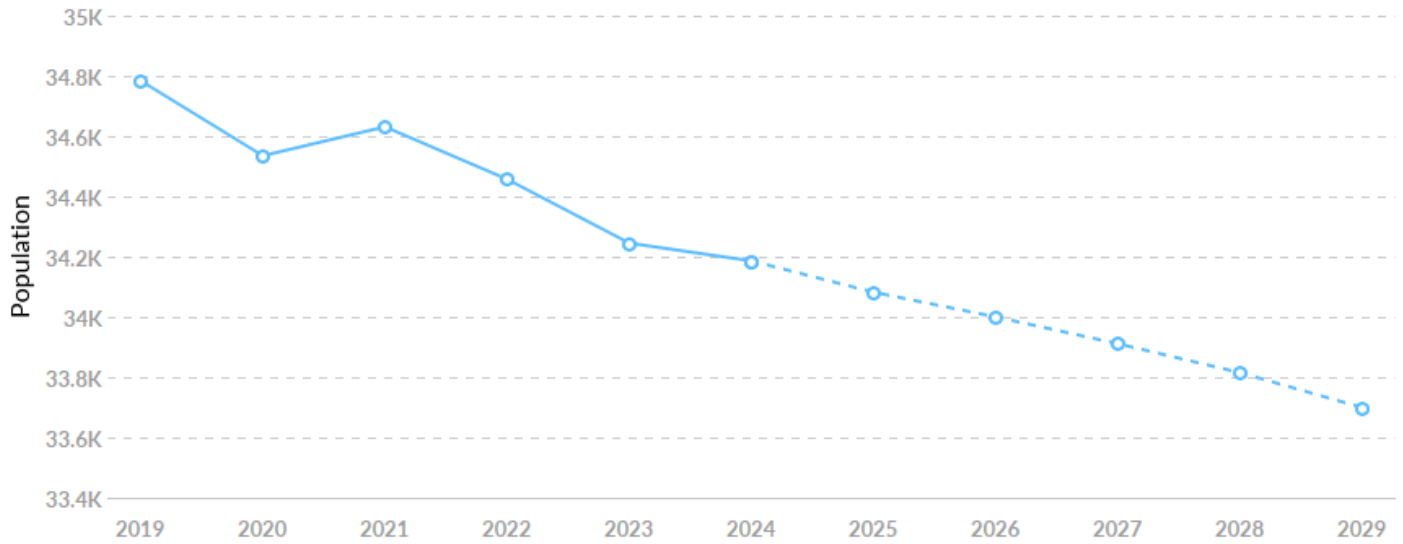


Ethnicity	Unemployment (Sep 2025)	% of Unemployed
Hispanic or Latino	86	13.92%
Not Hispanic or Latino	532	86.08%
Total	618	100.00%

Historic & Projected Trends

Population Trends

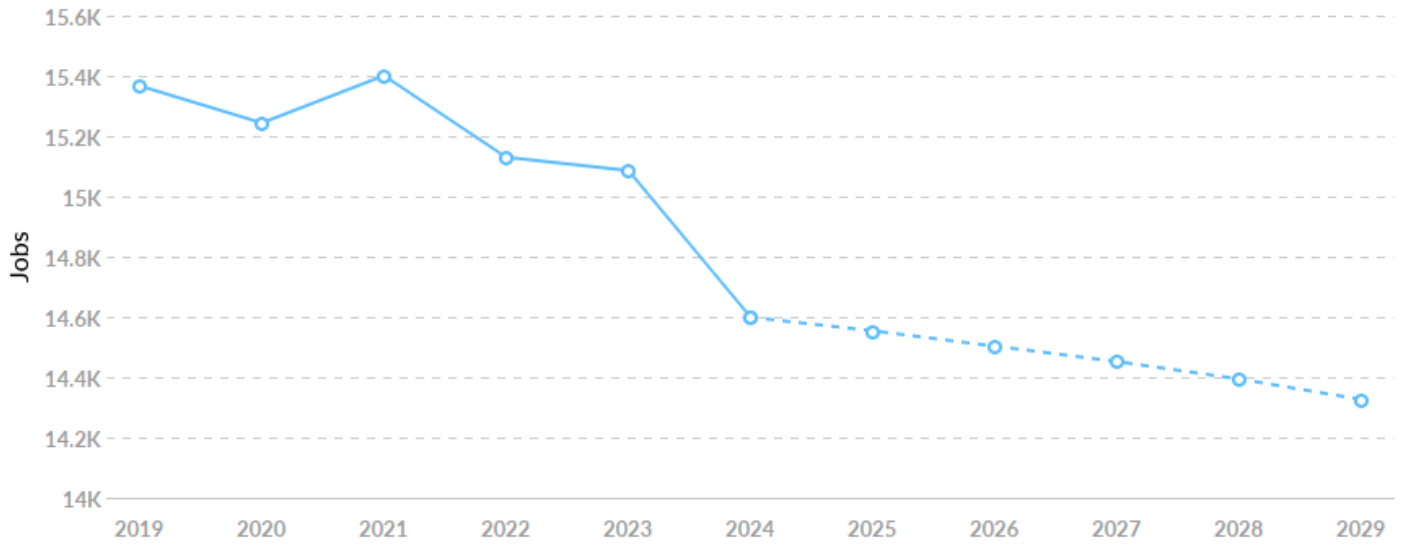
As of 2024 the region's population **declined by 1.7%** since 2019, falling by 598. Population is expected to **decrease by 1.4%** between 2024 and 2029, losing 487.



Timeframe	Population
2019	34,784
2020	34,535
2021	34,631
2022	34,457
2023	34,245
2024	34,186
2025	34,082
2026	34,000
2027	33,911
2028	33,815
2029	33,699

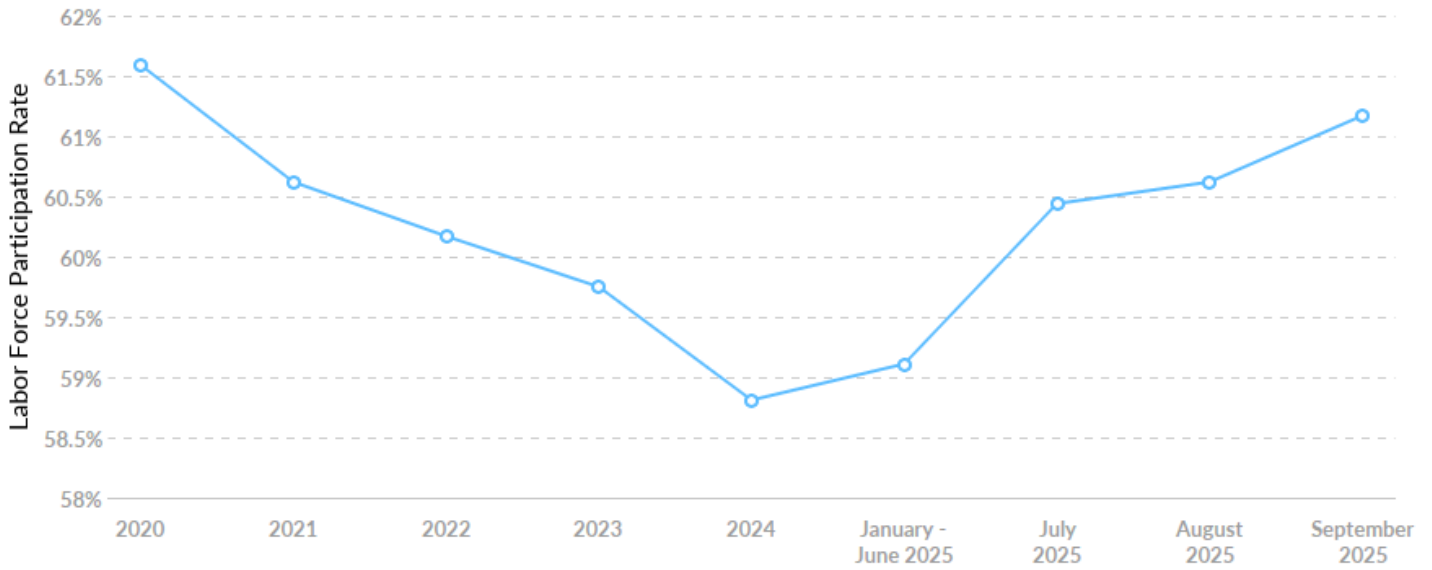
Job Trends

From 2019 to 2024, jobs declined by 5.0% in Cowley County, KS from 15,367 to 14,599. This change fell short of the national growth rate of 4.4% by 9.4%.



Timeframe	Jobs
2019	15,367
2020	15,244
2021	15,401
2022	15,130
2023	15,086
2024	14,599
2025	14,554
2026	14,503
2027	14,452
2028	14,394
2029	14,326

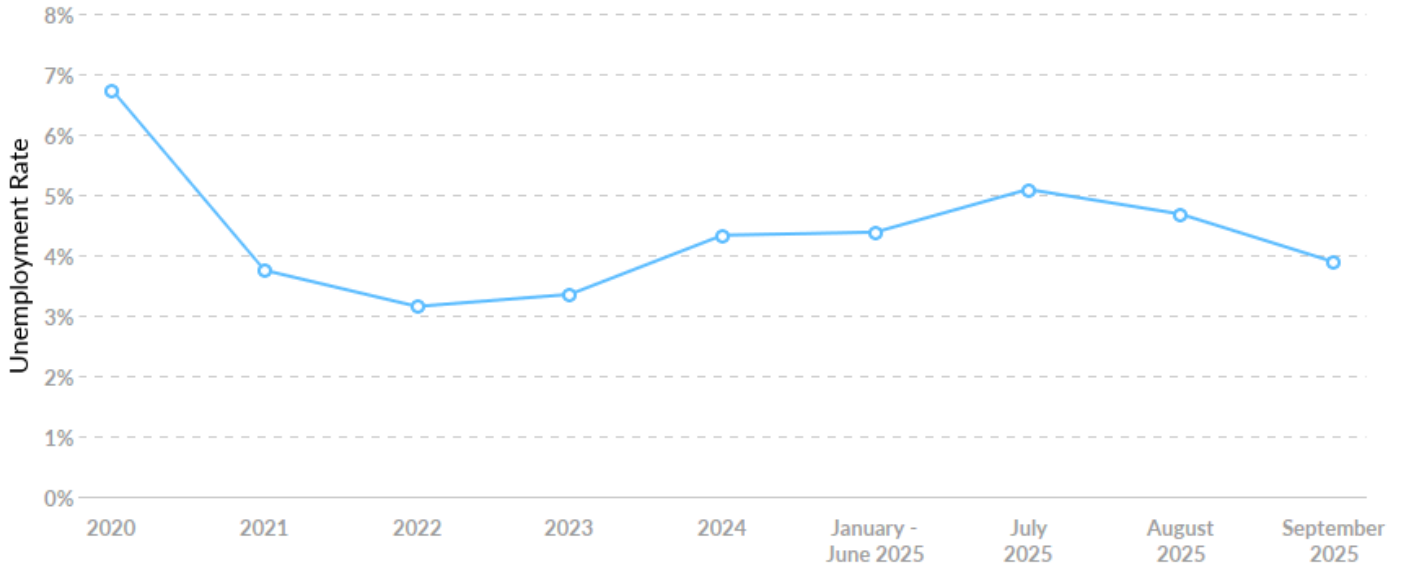
Labor Force Participation Rate Trends



Timeframe	Labor Force Participation Rate
2020	61.59%
2021	60.62%
2022	60.17%
2023	59.75%
2024	58.81%
January - June 2025	59.11%
July 2025	60.44%
August 2025	60.62%
September 2025	61.17%

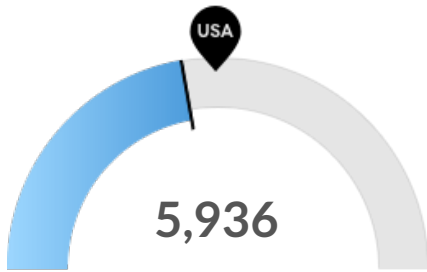
Unemployment Rate Trends

Cowley County, KS had a September 2025 unemployment rate of 3.89%, **decreasing from 6.74%** 5 years before.



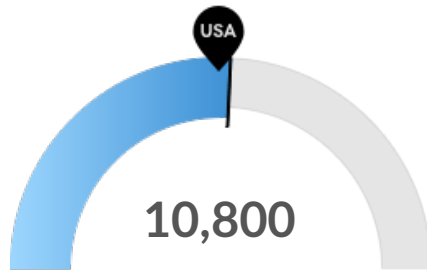
Timeframe	Unemployment Rate
2020	6.74%
2021	3.75%
2022	3.15%
2023	3.35%
2024	4.33%
January - June 2025	4.38%
July 2025	5.09%
August 2025	4.68%
September 2025	3.89%

Population Characteristics



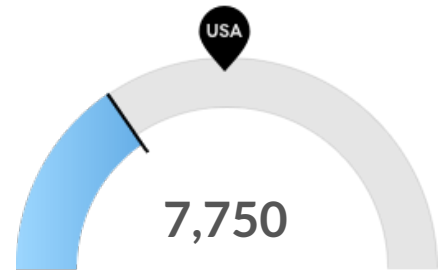
Millennials

Cowley County, KS has 5,936 millennials (ages 25-39). The national average for an area this size is 6,998.



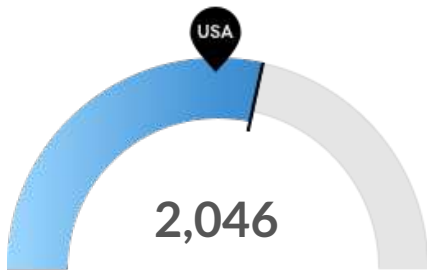
Retiring Soon

Retirement risk is about average in Cowley County, KS. The national average for an area this size is 10,337 people 55 or older, while there are 10,800 here.



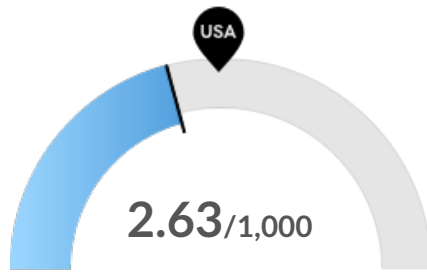
Racial Diversity

Racial diversity is low in Cowley County, KS. The national average for an area this size is 14,542 racially diverse people, while there are 7,750 here.



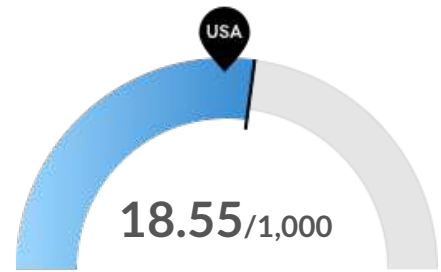
Veterans

Cowley County, KS has 2,046 veterans. The national average for an area this size is 1,685.



Violent Crime

Cowley County, KS has 2.63 violent crimes per 1,000 people. The national rate is 3.38 per 1,000 people.

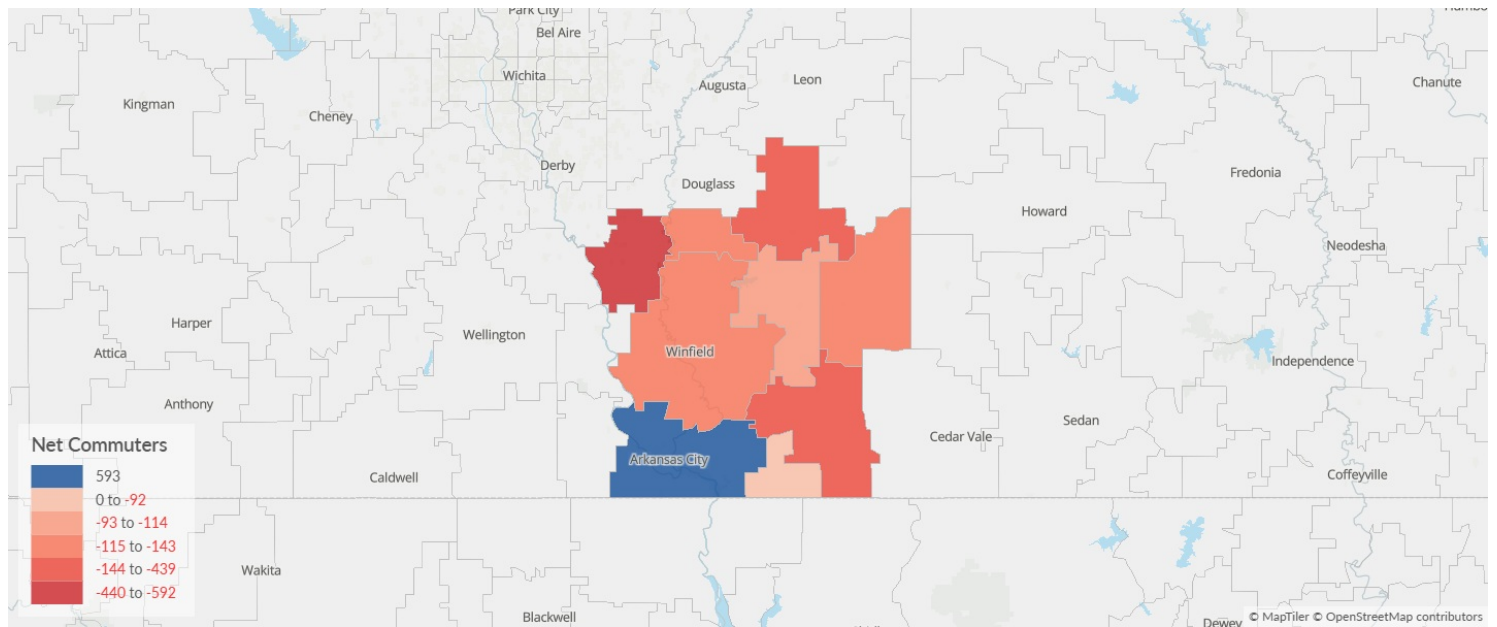


Property Crime

Cowley County, KS has 18.55 property crimes per 1,000 people. The national rate is 16.44 per 1,000 people.

Place of Work vs Place of Residence

Understanding where talent in Cowley County, KS currently works compared to where talent lives can help you optimize site decisions.



Where Talent Works

ZIP	Name	2024 Employment
67005	Arkansas City, KS (in Co...	7,098
67156	Winfield, KS (in Cowley...	6,235
67019	Burden, KS (in Cowley c...	506
67146	Udall, KS (in Cowley cou...	444
67038	Dexter, KS (in Cowley c...	153

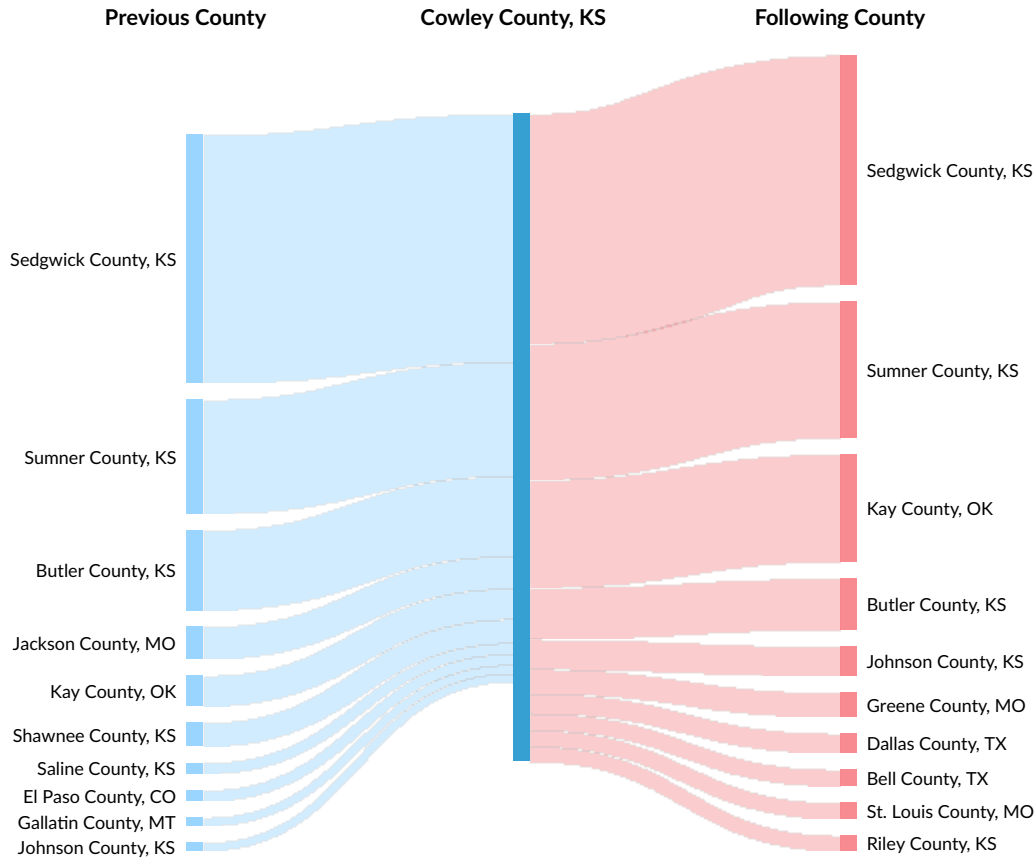
Where Talent Lives

ZIP	Name	2024 Workers
67005	Arkansas City, KS (in Co...	6,505
67156	Winfield, KS (in Cowley...	6,353
67146	Udall, KS (in Cowley cou...	884
67019	Burden, KS (in Cowley c...	599
67038	Dexter, KS (in Cowley c...	297

Inbound and Outbound Migration

The table below analyzes past and current residents of Cowley County, KS. The left column shows residents of other counties migrating to Cowley County, KS. The right column shows residents migrating from Cowley County, KS to other counties.

As of 2022, 258 people have migrated from Sedgwick County, KS to Cowley County, KS. In the same year, 239 people left Cowley County, KS migrating to Sedgwick County, KS. The total Net Migration for Cowley County, KS in 2022 was -36.

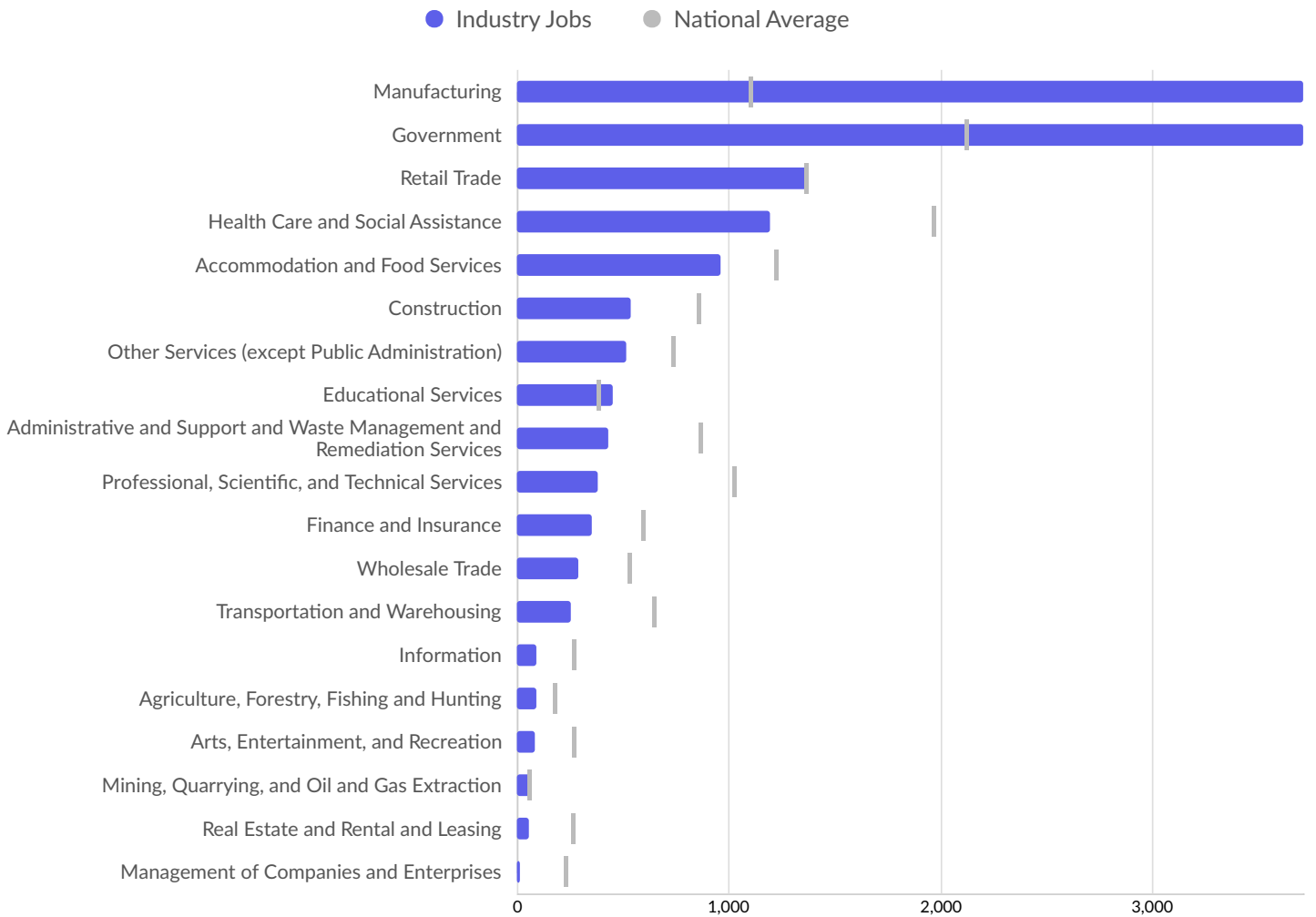


Top Previous Counties	Migrations
Sedgwick County, KS	258
Sumner County, KS	119
Butler County, KS	83
Jackson County, MO	34
Kay County, OK	32
Shawnee County, KS	25

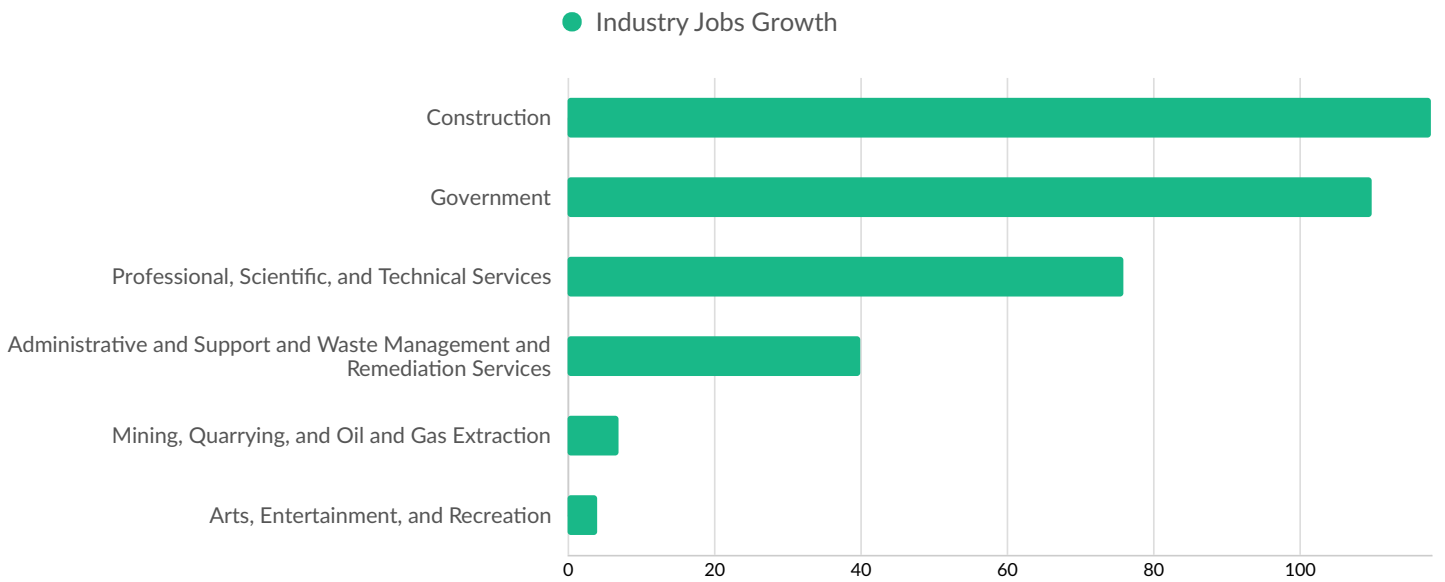
Top Previous Counties	Migrations
Saline County, KS	11
El Paso County, CO	11
Gallatin County, MT	9
Johnson County, KS	9
Leavenworth County, KS	8
Maricopa County, AZ	8
Lincoln County, WY	7
Suffolk County, NY	7
Chautauqua County, KS	7
Top Following Counties	Migrations
Sedgwick County, KS	239
Sumner County, KS	142
Kay County, OK	112
Butler County, KS	54
Johnson County, KS	31
Greene County, MO	25
Dallas County, TX	20
Bell County, TX	17
St. Louis County, MO	17
Riley County, KS	16
Shawnee County, KS	15
Jefferson County, CO	14
Fort Bend County, TX	13
Saline County, KS	11
Izard County, AR	10

Industry Characteristics

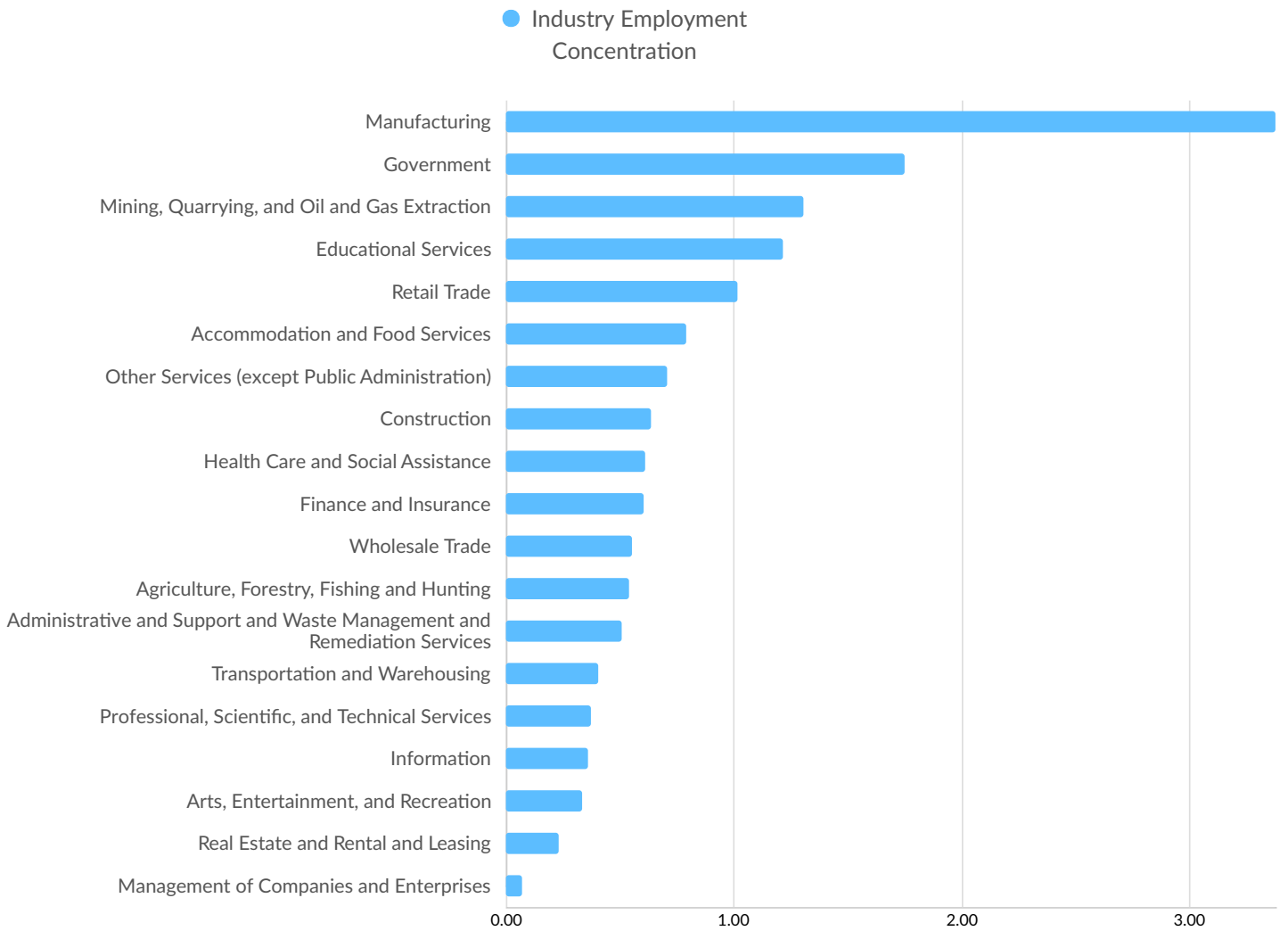
Largest Industries



Top Growing Industries



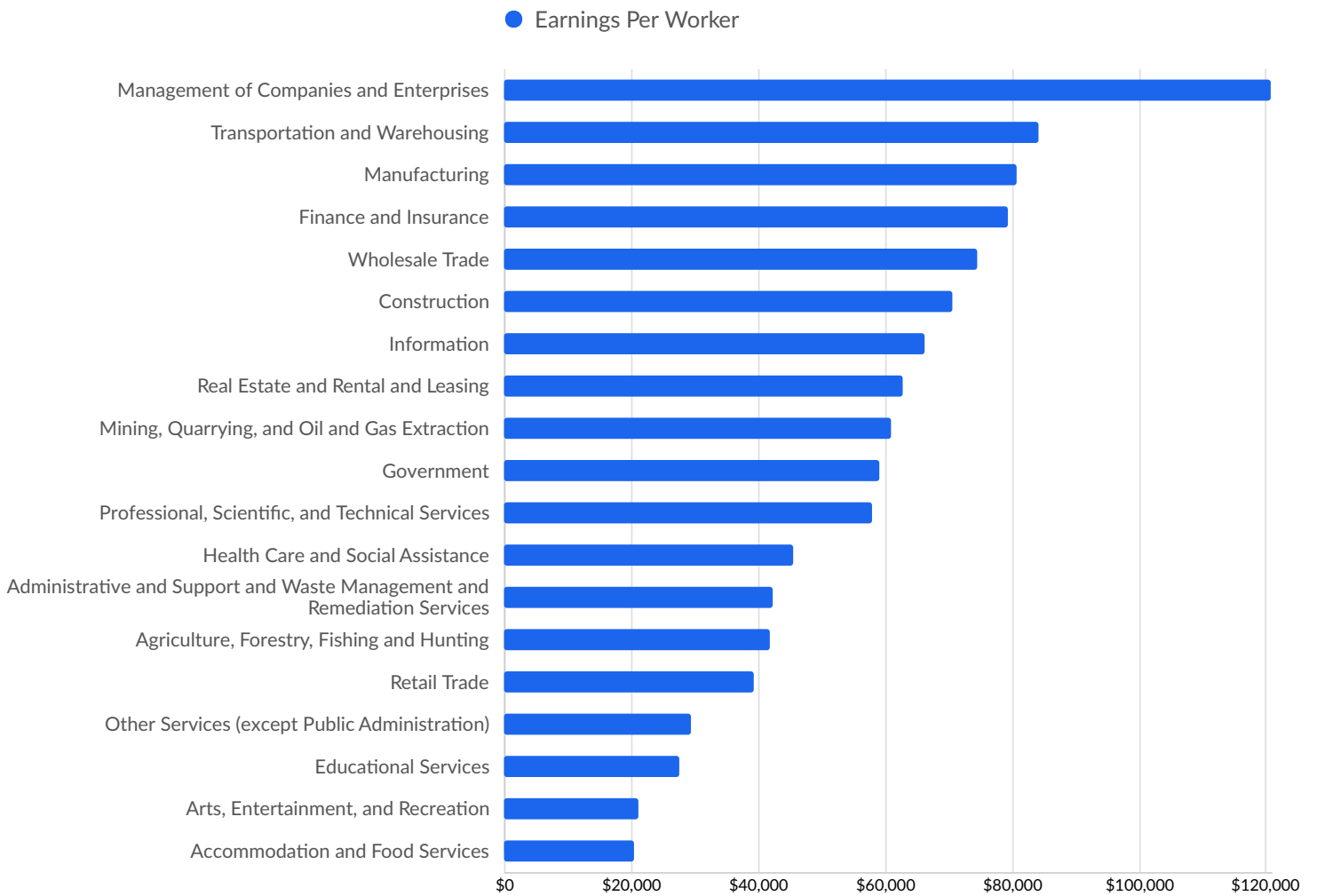
Top Industry Employment Concentration



Top Industry GRP



Top Industry Earnings



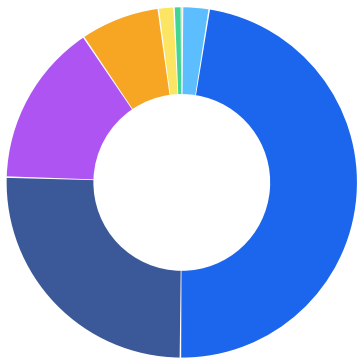
Business Characteristics

1,789 Companies Employ Your Workers

Online profiles for your workers mention 1,789 companies as employers, with the top 10 appearing below. In the last 12 months, 512 companies in Cowley County, KS posted job postings, with the top 10 appearing below.

Top Companies	Profiles	Top Companies Posting	Unique Postings
Winfield Usd 465	208 	Creekstone Farms	160 
GE Aerospace	187 	Walmart	118 
Southwestern College	149 	GE Aerospace	112 
Creekstone Farms Premium Beef	145 	Creekstone Farms Premium Beef	103 
Cowley College	133 	Dillons	79 
Usd 470 Arkansas City	104 	William Newton Hospital	64 
Kanpak	100 	State of Kansas	62 
William Newton Hospital	88 	Alnylam Pharmaceuticals	59 
Spirit AeroSystems	83 	Golden State Foods	54 
Newell Brands	51 	Domino's Pizza	49 

Business Size

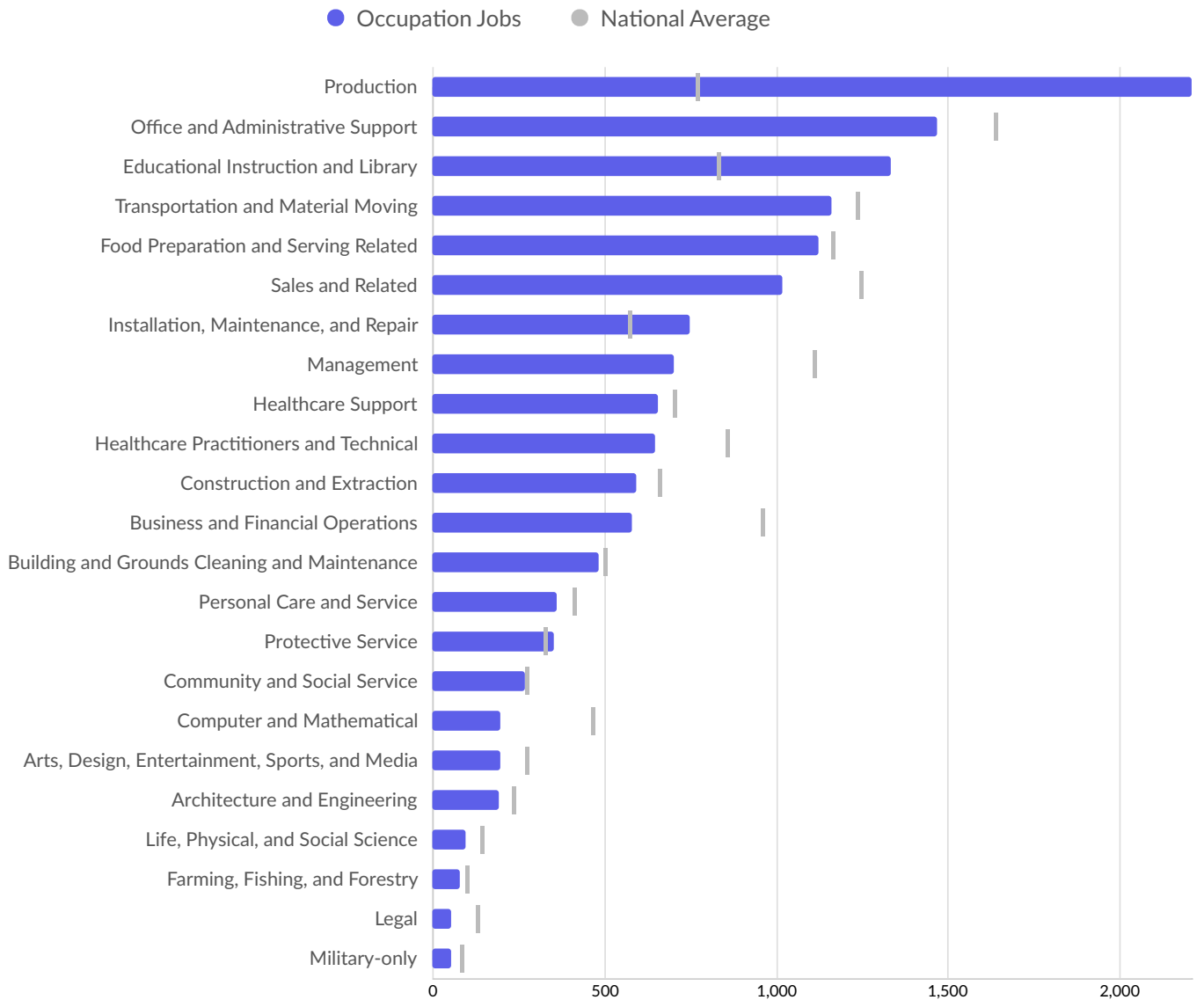


	Percentage	Business Count
1 to Professional employees	2.4%	22
1 to 4 employees	47.6%	430
5 to 9 employees	25.4%	229
10 to 19 employees	15.1%	136
20 to 49 employees	7.3%	66
50 to 99 employees	1.4%	13
100 to 249 employees	0.7%	6
250 to 499 employees	0.1%	1

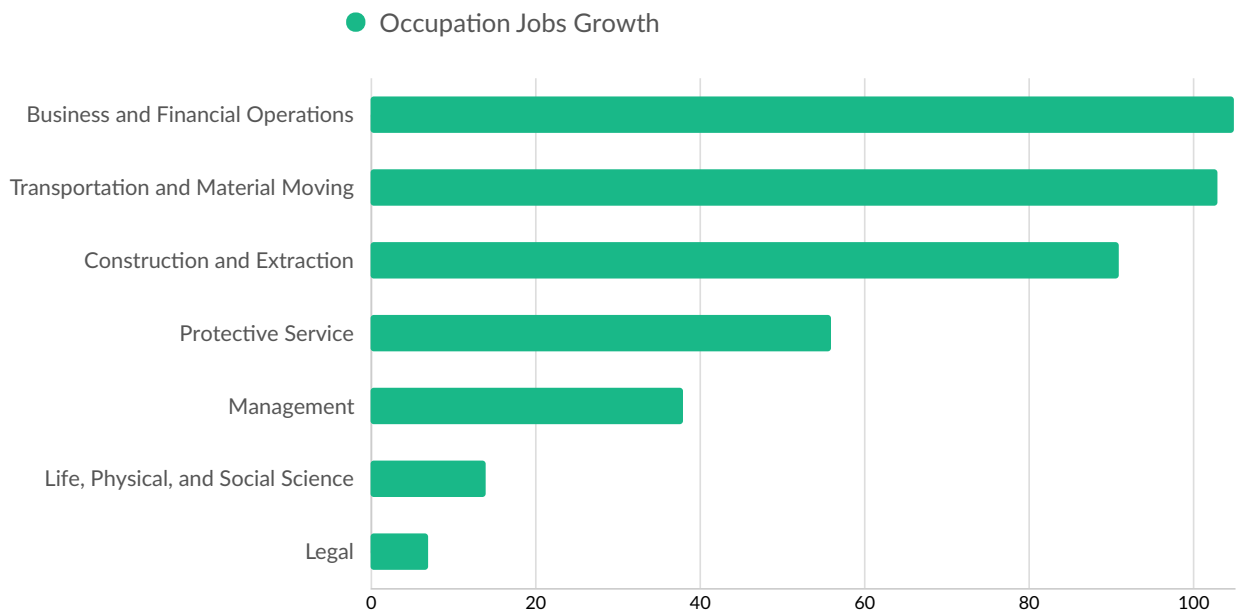
**Business Data by DatabaseUSA.com is third-party data provided by Lightcast to its customers as a convenience, and Lightcast does not endorse or warrant its accuracy or consistency with other published Lightcast data. In most cases, the Business Count will not match total companies with profiles on the summary tab.*

Workforce Characteristics

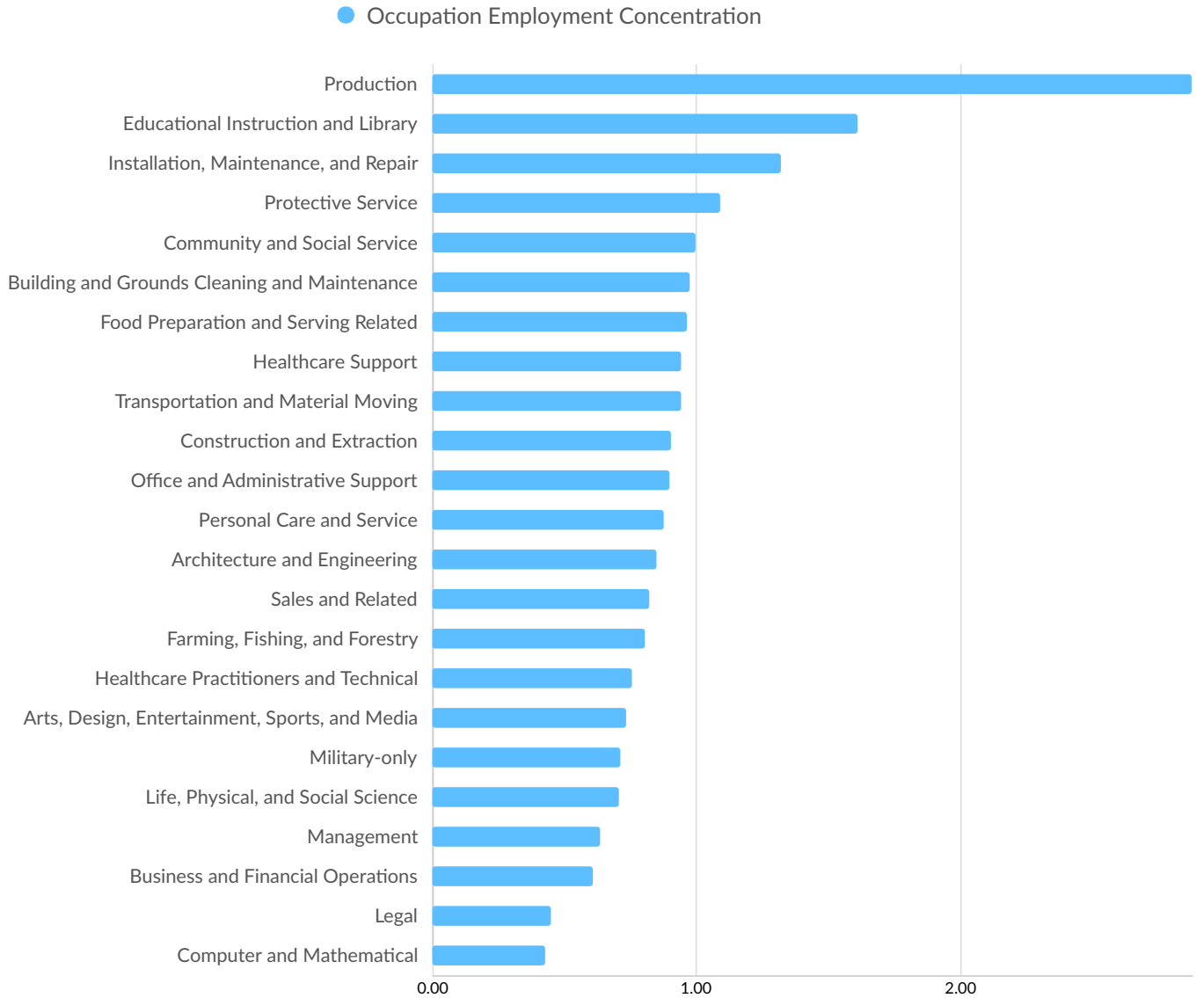
Largest Occupations



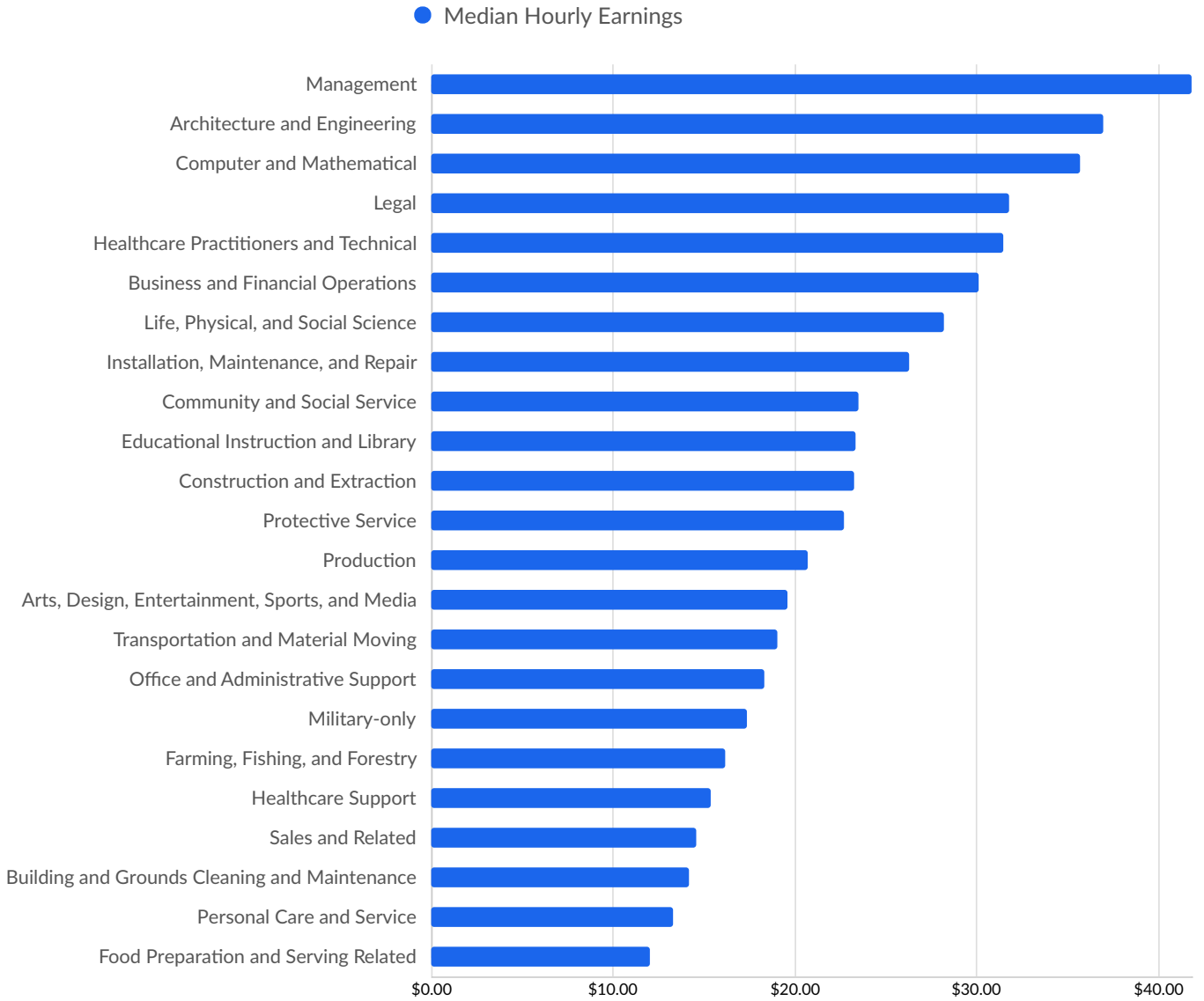
Top Growing Occupations



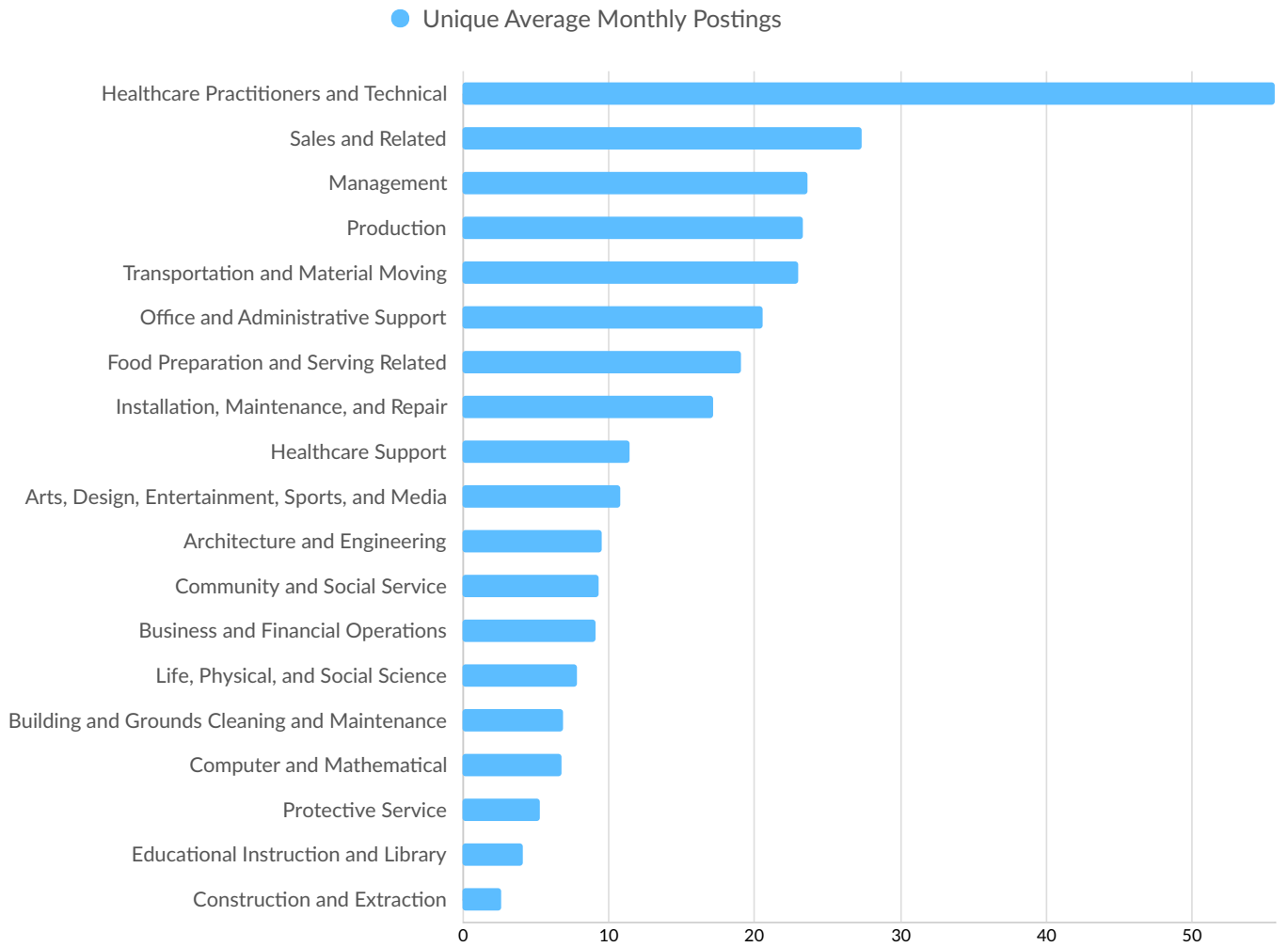
Top Occupation Employment Concentration



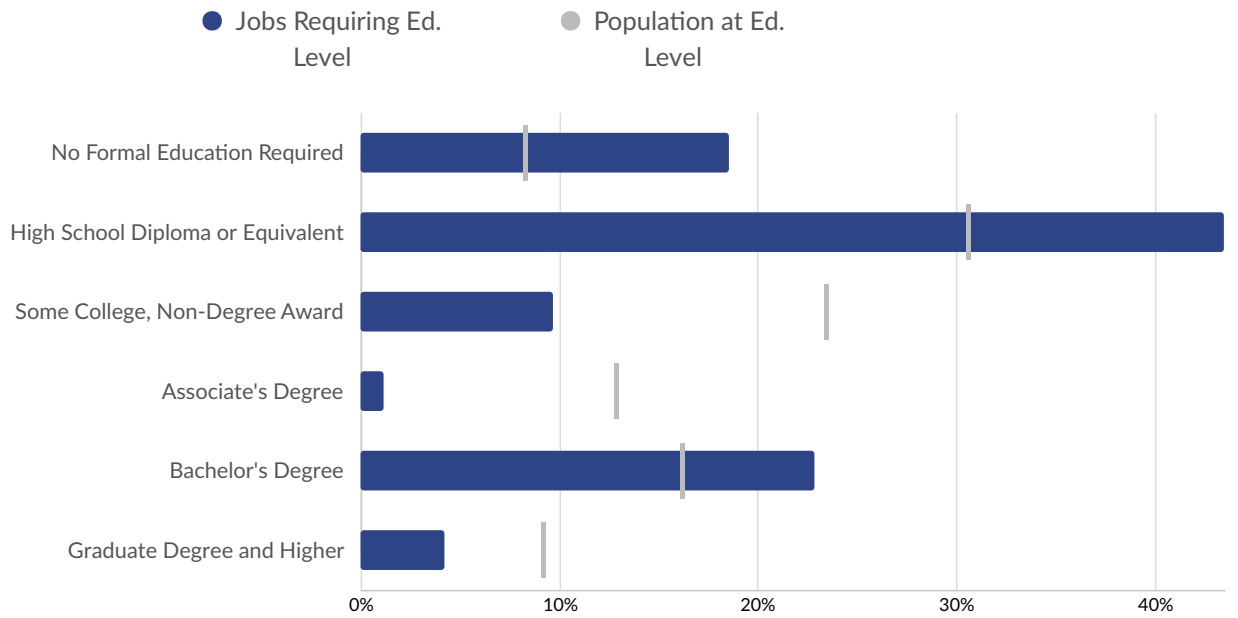
Top Occupation Earnings



Top Posted Occupations

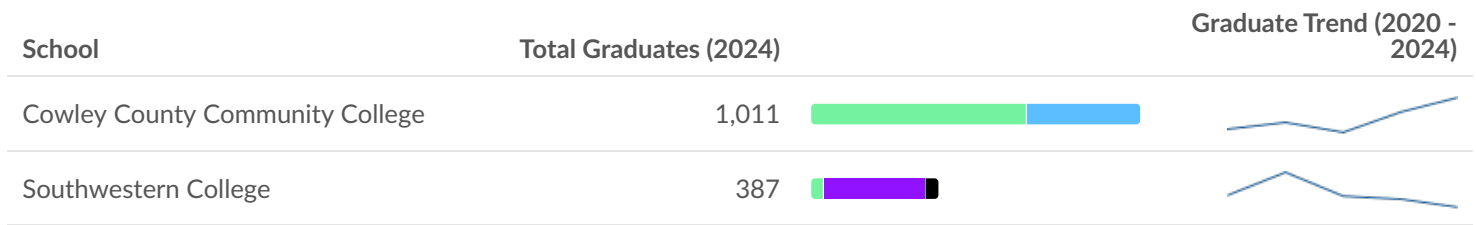


Underemployment



Educational Pipeline

In 2024, there were 1,398 graduates in Cowley County, KS. This pipeline has grown by 12% over the last 5 years. The highest share of these graduates come from "Liberal Arts and Sciences/Liberal Studies" (Associate's), "Nursing Assistant/Aide and Patient Care Assistant/Aide" (Certificate), and "Welding Technology/Welder" (Certificate).



- Certificate
- Associate's
- Bachelor's
- Master's or Higher

In-Demand Skills

